



ANNAMACHARYA INSTITUTE OF TECHNOLOGY & SCIENCES

Piglipur(V), Batasingaram(Post), Adullapurmet (M), R R Dist., Hyderabad - 501512
(Approved by A.I.C.T.E, Recognized by the Govt. of T.S., Permanent Affiliation from JNTUH, Hyderabad)
Accredited by "NAAC with "B+" Grade, Recognized by UGC Under Section 2(f) and 12(B).
Website: [www. https://aits-hyd.org/](https://aits-hyd.org/), E-mail : principalait@gmail.com , Contact No: 9848924705

7.1.1: Institution has initiated the **Gender Audit** and measures for the promotion of gender equity during the last five years.

GENDER AUDIT OF ANNAMACHARYA INSTITUTE OF TECHNOLOGY & SCIENCES (2018-2019 TO 2022-2023)

Contents:

- Introduction
- Objective of Gender Audit
- Gender balance in student Enrolment at AITH
(2018-19 to 2022-2023)
- Gender difference in Teaching Staff
- Future Plan
- Conclusion




PRINCIPAL
Annamacharya Institute of
Technology & Sciences
Piglipur (V), Batasingaram (Post)
Abdullapurmet (M), R.R. Dist. HYD-501 525



ANNAMACHARYA INSTITUTE OF TECHNOLOGY & SCIENCES

Piglipur(V), Batasingaram(Post), Adbullapurmet (M), R R Dist., Hyderabad - 501512
 (Approved by A.I.C.T.E, Recognized by the Govt. of T.S., Permanent Affiliation from JNTUH, Hyderabad)
 Accredited by "NAAC with "B+" Grade, Recognized by UGC Under Section 2(f) and 12(B).
 Website: [www. https://aits-hyd.org/](https://aits-hyd.org/), E-mail : principalaith@gmail.com , Contact No: 9848924705

INTRODUCTION OF INSTITUTION:

Annamacharya Institute of Technology and Sciences (AITH) located in Piglipur (V), Batasingaram, Hayatnagar (M), R R Dist, Telangana in a sprawling 10.0 acre campus area with lush lawns, beautiful landscape, aesthetic architecture and captivating infrastructure was established in 2005 by Annamacharya Educational Trust (AET) founded by Dr. C. Gangi Reddy, Founder and honorable secretary. AITH is a self-financed premier institution among the affiliates of Jawaharlal Nehru Technology University Hyderabad representing a rich tradition of excellence in technology-based education. The motto of the trust is "Vidwan Sarvatra Pujyathe". The educational trust was registered in the year 1997 with its Head Quarters at Hyderabad. This educational trust established the several colleges. Dr. C. Gangi Reddy, a leading educationist in Telangana and Andhra Pradesh states has promoted various educational institutions under AET.

VISION:

We, at AITH strive to inculcate a sound knowledge of Engineering and management in students along with social responsibility and ethical practices, to enable them to face impending challenges so as to carve a niche for the country in the Global arena.

MISSION:

AITH mission is to create committed and self-motivated engineers and Managers, equipped to offer Innovative solution unconditional service for benefit of the society and the world at the large.

THE MAJOR OBJECTIVES OF THIS GENDER AUDIT ARE:

- To generate a gender segregated database of students and staff of the Institution
- To identify the gender gaps and challenges
- To execute the policies, rules and actions of the Institution in promoting gender equality and equality keeping the need and interest of all genders.
- To eliminate gender discrimination in any form including sexual harassment within the campus premises.

METHODOLOGY:

A gender audit usually includes two dimensions. An internal audit: A committee was constituted comprising the experienced expert senior faculty of the Institution and gender experts of the state. This dimension refers to how much an organisation fosters gender equality internally within its organisational, managerial structure and internal work, from each teaching and administrative departments, the final result of data analyze has been categorized in there different sections i.e Section I: students profile for UG and PG programs, Section II: is about the profile of teaching & Non-teaching staff


 PRINCIPAL
 Annamacharya Institute of
 Technology & Sciences
 Piglipur (V), Batasingaram (Post)
 Adbullapurmet (M), R.R. Dist. HYD-501512



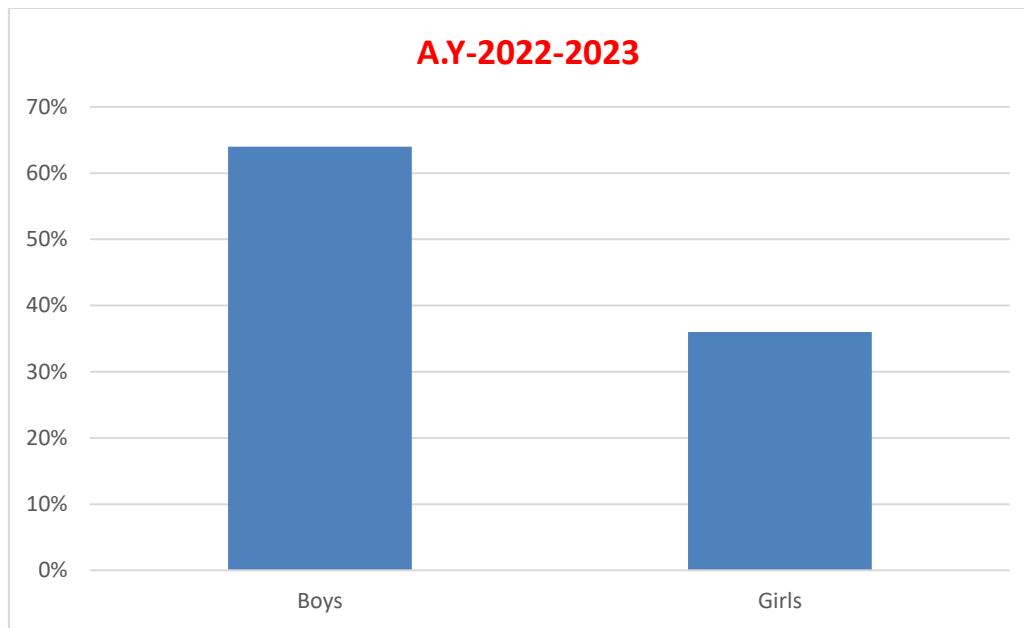
ANNAMACHARYA INSTITUTE OF TECHNOLOGY & SCIENCES

Piglipur(V), Batasingaram(Post), Adullapurmet (M), R R Dist., Hyderabad - 501512
 (Approved by A.I.C.T.E, Recognized by the Govt. of T.S., Permanent Affiliation from JNTUH, Hyderabad)
 Accredited by "NAAC with "B+" Grade, Recognized by UGC Under Section 2(f) and 12(B).
 Website: [www. https://aits-hyd.org/](https://aits-hyd.org/), E-mail : principalait@gmail.com , Contact No: 9848924705

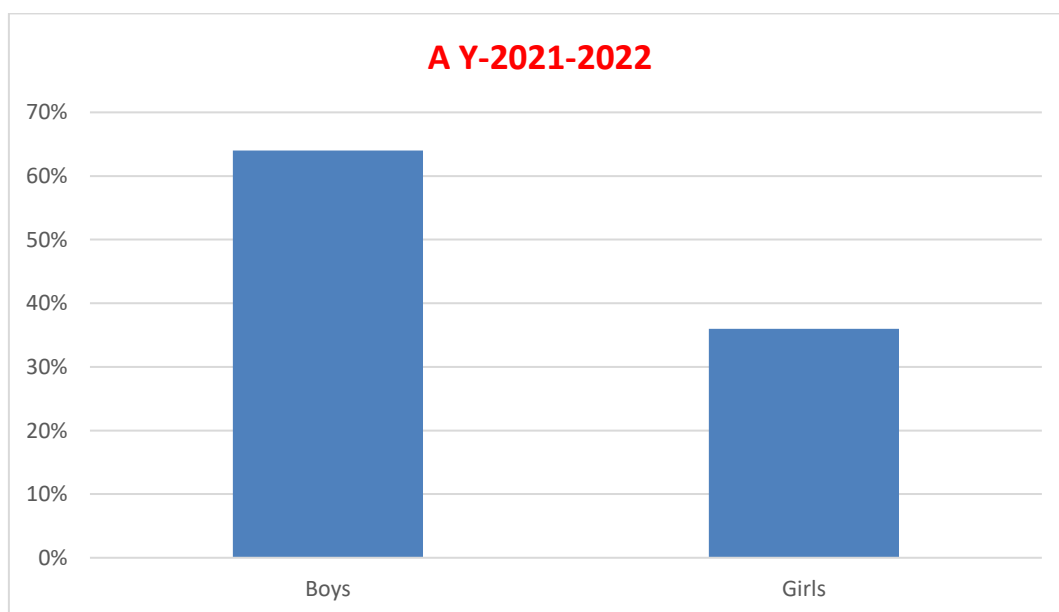
SECTION - 1

GENDER BALANCE IN STUDENT ENROLLMENT at AITH

ACADEMIC YEAR	MALE	FEMALE	MALE %	FEMALE %	TOTAL
2022-23	274	174	61	39	448



ACADEMIC YEAR	MALE	FEMALE	MALE %	FEMALE %	TOTAL
2021-22	149	115	56	44	264



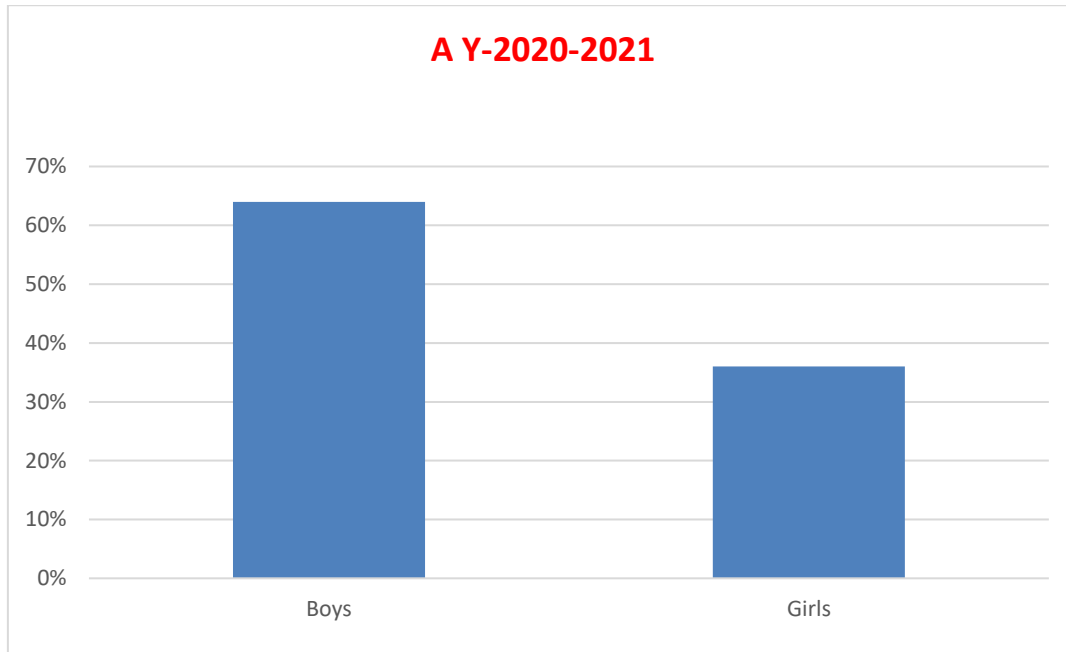
PRINCIPAL
 Annamacharya Institute of
 Technology & Sciences
 Piglipur (V), Batasingaram (Post)
 Adullapurmet (M), R.R. Dist. HYD-501 512



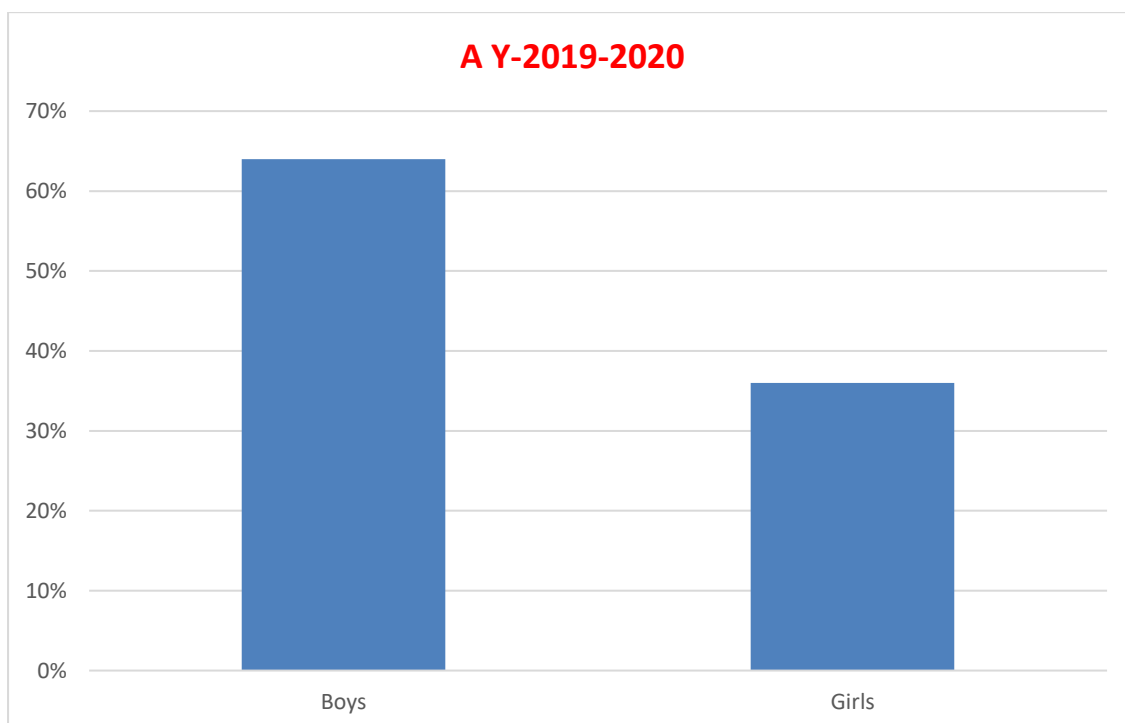
ANNAMACHARYA INSTITUTE OF TECHNOLOGY & SCIENCES

Piglipur(V), Batasingaram(Post), Adbullapurmet (M), R R Dist., Hyderabad - 501512
 (Approved by A.I.C.T.E, Recognized by the Govt. of T.S., Permanent Affiliation from JNTUH, Hyderabad)
 Accredited by "NAAC with "B+" Grade, Recognized by UGC Under Section 2(f) and 12(B).
 Website: [www. https://aits-hyd.org/](https://aits-hyd.org/), E-mail : principalait@gmail.com , Contact No: 9848924705

ACADEMIC YEAR	MALE	FEMALE	MALE %	FEMALE %	TOTAL
2020-21	189	76	71	29	265



ACADEMIC YEAR	MALE	FEMALE	MALE %	FEMALE %	TOTAL
2019-20	168	94	64	36	262



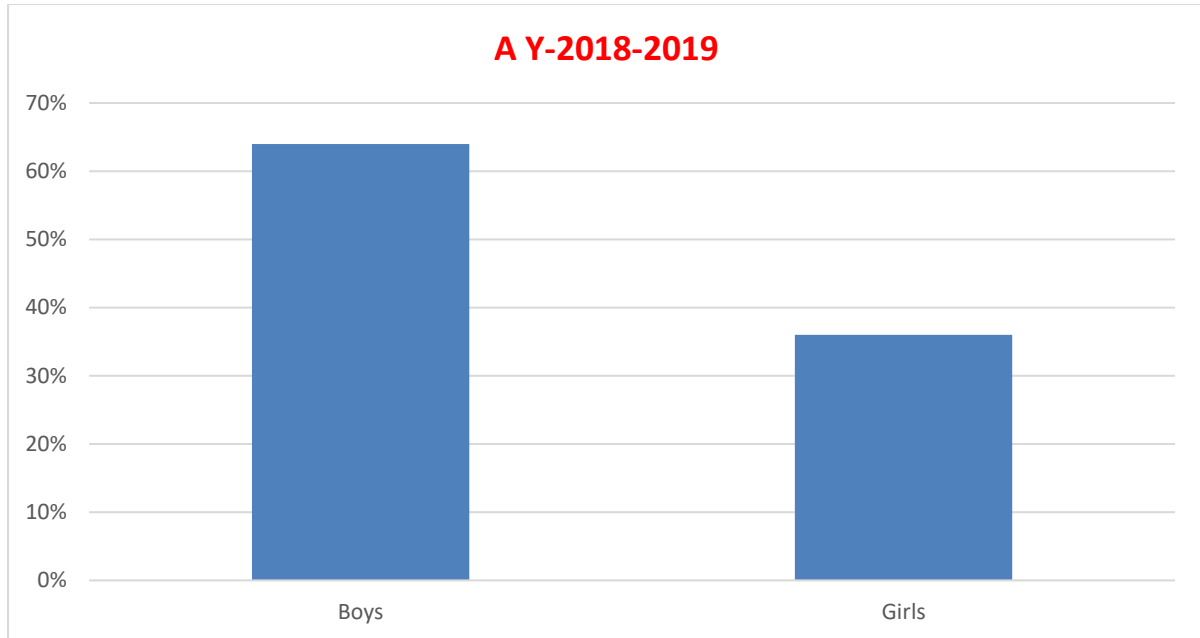
PRINCIPAL
 Annamacharya Institute of
 Technology & Sciences
 Piglipur (V), Batasingaram (Post)
 Adbullapurmet (M), R.R. Dist. HYD-501512



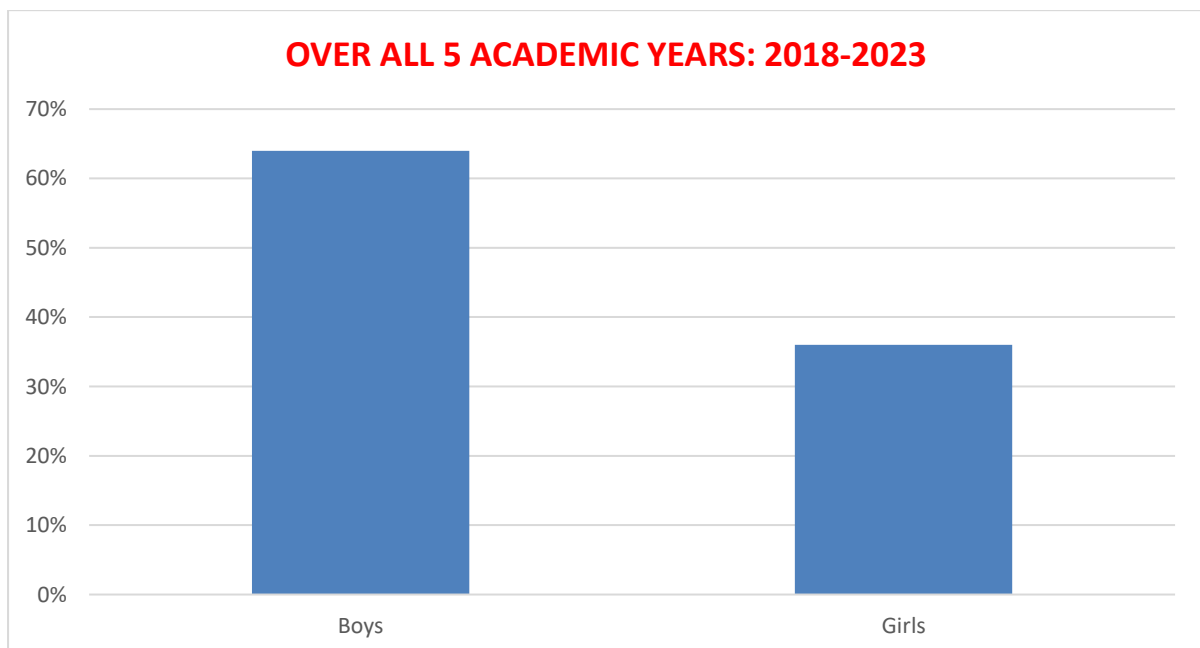
ANNAMACHARYA INSTITUTE OF TECHNOLOGY & SCIENCES

Piglipur(V), Batasingaram(Post), Adbullapurmet (M), R R Dist., Hyderabad - 501512
 (Approved by A.I.C.T.E, Recognized by the Govt. of T.S., Permanent Affiliation from JNTUH, Hyderabad)
 Accredited by "NAAC with "B+" Grade, Recognized by UGC Under Section 2(f) and 12(B).
 Website: [www. https://aits-hyd.org/](https://aits-hyd.org/), E-mail : principalait@gmail.com , Contact No: 9848924705

ACADEMIC YEAR	MALE	FEMALE	MALE %	FEMALE %	TOTAL
2018-19	120	38	75	25	158



OVER ALL 5 YEARS	MALE	FEMALE	MALE %	FEMALE %	TOTAL
2018-2023	900	497	64	36	1397



PRINCIPAL
 Annamacharya Institute of
 Technology & Sciences
 Piglipur (V), Batasingaram (Post)
 Adbullapurmet (M), R.R. Dist. HYD-501 512



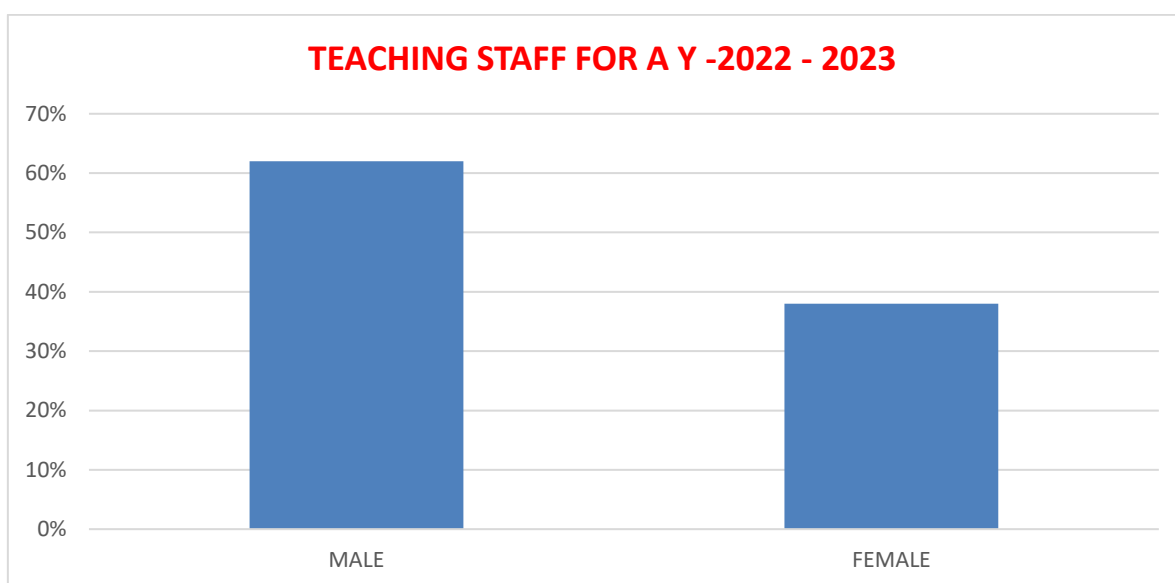
ANNAMACHARYA INSTITUTE OF TECHNOLOGY & SCIENCES

Piglipur(V), Batasingaram(Post), Adbullapurmet (M), R R Dist., Hyderabad - 501512
 (Approved by A.I.C.T.E, Recognized by the Govt. of T.S., Permanent Affiliation from JNTUH, Hyderabad)
 Accredited by "NAAC with "B+" Grade, Recognized by UGC Under Section 2(f) and 12(B).
 Website: [www. https://aits-hyd.org/](https://aits-hyd.org/), E-mail : principalait@gmail.com , Contact No: 9848924705

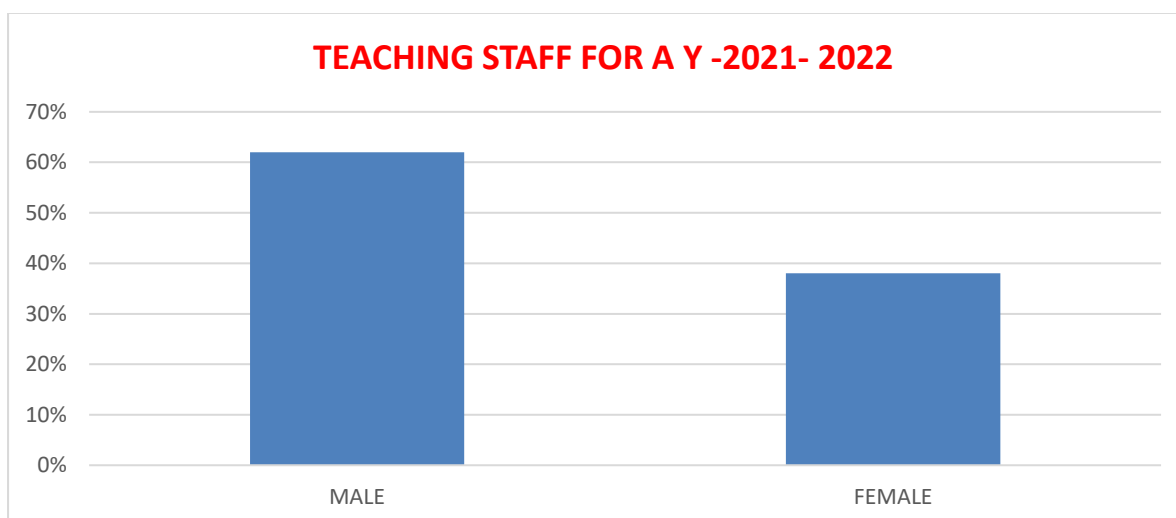
SECTION - II

GENDER STATISTICS OF TEACHING STAFF at AITH

ACADEMIC YEAR	MALE	FEMALE	MALE %	FEMALE %	TOTAL
2022-23	99	75	57	43	174



ACADEMIC YEAR	MALE	FEMALE	MALE %	FEMALE %	TOTAL
2021-22	101	67	60	40	168

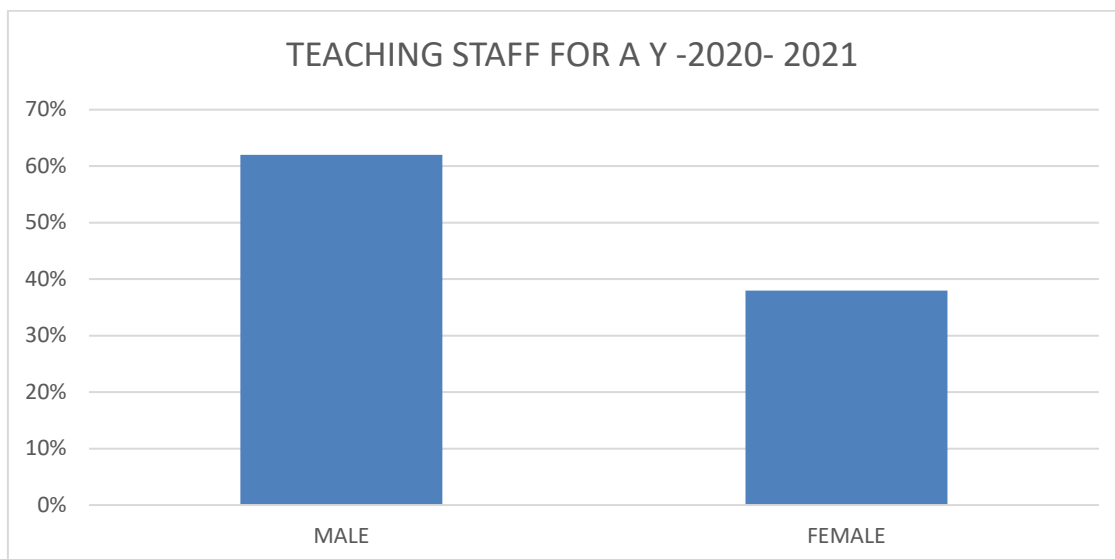




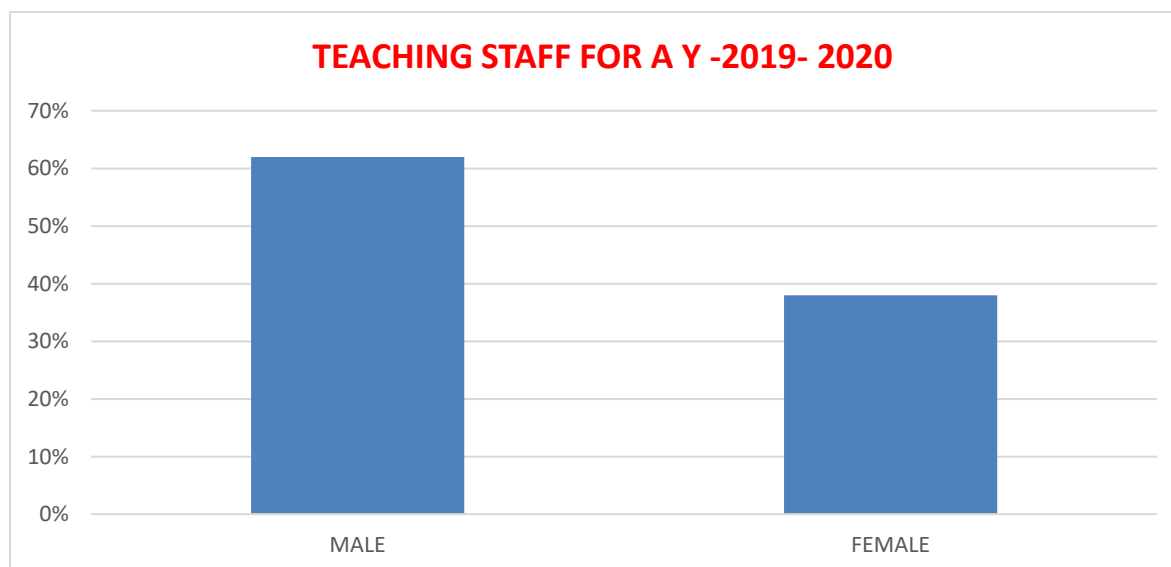
ANNAMACHARYA INSTITUTE OF TECHNOLOGY & SCIENCES

Piglipur(V), Batasingaram(Post), Adullapurmet (M), R R Dist., Hyderabad - 501512
 (Approved by A.I.C.T.E, Recognized by the Govt. of T.S., Permanent Affiliation from JNTUH, Hyderabad)
 Accredited by "NAAC with "B+" Grade, Recognized by UGC Under Section 2(f) and 12(B).
 Website: [www. https://aits-hyd.org/](https://aits-hyd.org/), E-mail : principalait@gmail.com , Contact No: 9848924705

ACADEMIC YEAR	MALE	FEMALE	MALE %	FEMALE %	TOTAL
2020-21	93	57	62	38	150



ACADEMIC YEAR	MALE	FEMALE	MALE %	FEMALE %	TOTAL
2019-20	125	69	64	36	194



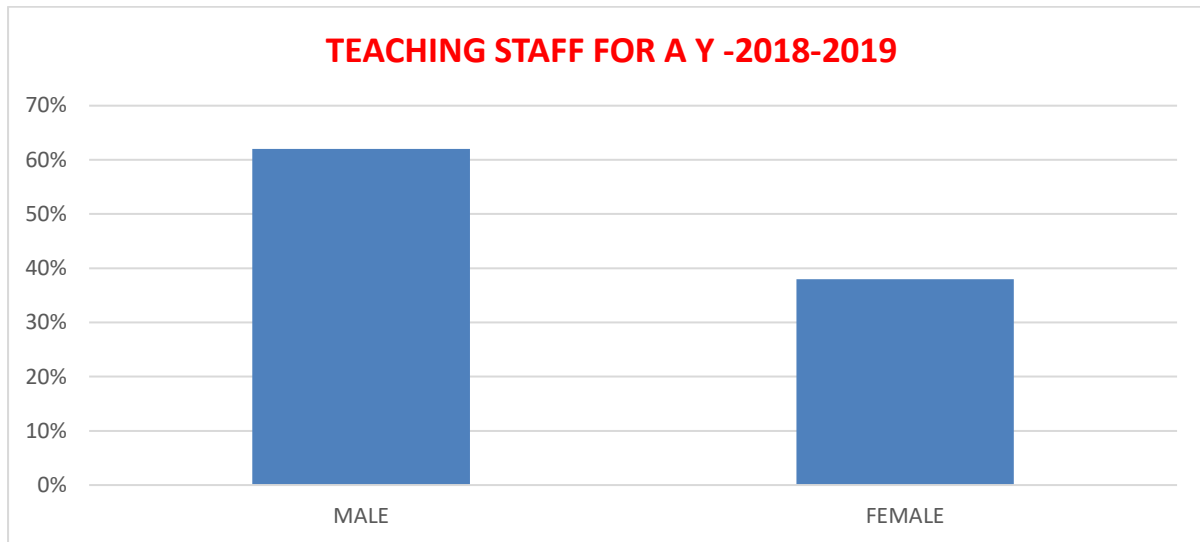

 PRINCIPAL
 Annamacharya Institute of
 Technology & Sciences
 Piglipur (V), Batasingaram (Post)
 Adullapurmet (M), R.R. Dist. HYD-501 512



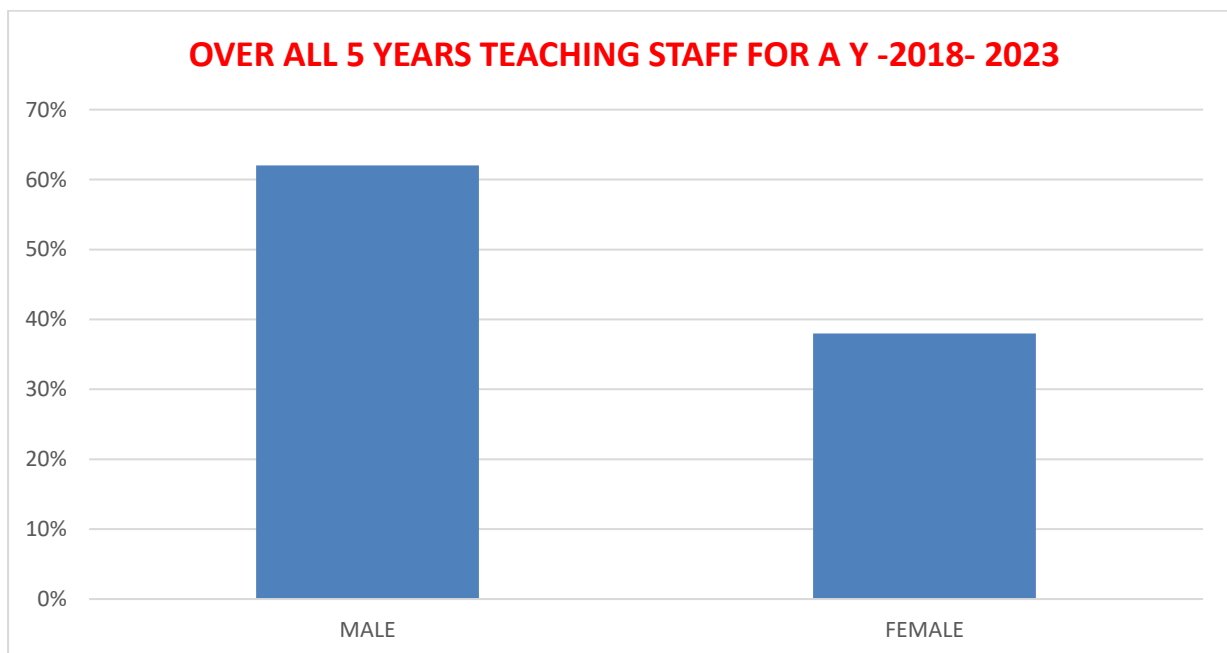
ANNAMACHARYA INSTITUTE OF TECHNOLOGY & SCIENCES

Piglipur(V), Batasingaram(Post), Adullapurmet (M), R R Dist., Hyderabad - 501512
 (Approved by A.I.C.T.E, Recognized by the Govt. of T.S., Permanent Affiliation from JNTUH, Hyderabad)
 Accredited by "NAAC with "B+" Grade, Recognized by UGC Under Section 2(f) and 12(B).
 Website: [www. https://aits-hyd.org/](https://aits-hyd.org/), E-mail : principalait@gmail.com , Contact No: 9848924705

ACADEMIC YEAR	MALE	FEMALE	MALE %	FEMALE %	TOTAL
2018-19	132	70	65	35	202



OVER ALL 5 YEARS	MALE	FEMALE	MALE %	FEMALE %	TOTAL
2018-23	550	338	62	38	888



PRINCIPAL
 Annamacharya Institute of
 Technology & Sciences
 Piglipur (V), Batasingaram (Post)
 Adullapurmet (M), R.R. Dist. HYD-501 512



ANNAMACHARYA INSTITUTE OF TECHNOLOGY & SCIENCES

Piglipur(V), Batasingaram(Post), Adbullapurmet (M), R R Dist., Hyderabad - 501512
 (Approved by A.I.C.T.E, Recognized by the Govt. of T.S., Permanent Affiliation from JNTUH, Hyderabad)
 Accredited by "NAAC with "B+" Grade, Recognized by UGC Under Section 2(f) and 12(B).
 Website: [www. https://aits-hyd.org/](https://aits-hyd.org/), E-mail : principalaith@gmail.com , Contact No: 9848924705

STRENGTH AND GENDER SENSITIVE INITIATION in AITH:

- Women are represented in the top ranks of Academic as well as non-academic Functionalities
- Women Grievance Redressal cell or GRC aims to Foster an environment in which unlawful discrimination and harassment are not tolerated and where all members of the AITH community are encouraged to achieve their full potential.
- The college monitors the experiences of all the students through feedback system and annual progress relieve meetings. It encourages the participation of all the students in all spheres of college life.
- The college fosters an atmosphere of zero tolerance for gender discrimination.
- The college committee allows resourced for extra circular activities on gender neutral basic.
- The institution faculty both women and men are encouraged equally to participate in all development programs like FDP's, higher education, seminars, workshop professionally for career growth.
- During covid-19 pandemic period special care was taken to sanitize the campus and Antigen and RTPCR test camps were organized free of cost.

FUTURE PLAN:

- AITH proposed to organize more and more gender sanitization programs both in the campus and outside the campus.
- To collaborate with the society, GO'S and NGO'S are working gender issues and organize sensitive workshops, group works and campaigns.

CONCLUSION:

The foregoing auditing of the gender situation in the campus clearly projects that AITH stands out in having a good gender balance in its academics and administrative spheres. It is a gender sensitive campus and the gender balancing is well maintained as far as the staffing and student components and achievements are concerned. However some steps should be taken to develop gender sensitive infrastructure and our college is actively considering the short falls to overcome them and to make its vision a reality.


 PRINCIPAL
 Annamacharya Institute of
 Technology & Sciences
 Piglipur (V), Batasingaram (Post)
 Adbullapurmet (M), R.R. Dist. HYD-501 512



ANNAMACHARYA INSTITUTE OF TECHNOLOGY & SCIENCES

Piglipur(V), Batasingaram(Post), Adbullapurmet (M), R R Dist., Hyderabad - 501512
 (Approved by A.I.C.T.E, Recognized by the Govt. of T.S., Permanent Affiliation from JNTUH, Hyderabad)
 Accredited by "NAAC with "B+" Grade, Recognized by UGC Under Section 2(f) and 12(B).
 Website: [www. https://aits-hyd.org/](https://aits-hyd.org/), E-mail : principalait@gmail.com , Contact No: 9848924705

7.1.1: Measures initiated by the Institution for the promotion of gender equity during the last five years.

Specific facilities provided for women

INDEX

S.No	Details	Page No
1	Safety and security	11
2	Counselling	15
3	Common Rooms	16
4	User friendly divyaangal	17
5	Day Care center for young Children	23
6	Any other relevant information	24


 PRINCIPAL
 Annamacharya Institute of
 Technology & Sciences
 Piglipur (V), Batasingaram (Post)
 Adbullapurmet (M), R.R. Dist. HYD-501512



ANNAMACHARYA INSTITUTE OF TECHNOLOGY & SCIENCES

Piglipur(V), Batasingaram(Post), Adbullapurmet (M), R R Dist., Hyderabad - 501512
 (Approved by A.I.C.T.E, Recognized by the Govt. of T.S., Permanent Affiliation from JNTUH, Hyderabad)
 Accredited by "NAAC with "B+" Grade, Recognized by UGC Under Section 2(f) and 12(B).
 Website: [www. https://aits-hyd.org/](https://aits-hyd.org/), E-mail : principalath@gmail.com , Contact No: 9848924705

Specific facilities provided for women in terms of:

1. Safety and security
2. Counselling
3. Common Rooms
4. User friendly divyaangal
5. Any other relevant information

1. Safety and security

The security personnel are deployed across the college premises for any kind of security incidents / issues and other strict vigilance. Surveillance cameras are installed in the campus for monitoring student's movements in and out of the college. The total no of surveillance cameras in the campus are 44. Helmets and masks are made mandatory to enter or leave college campus. Anti-ragging committee will ensure the campus is free of ragging. The anti-ragging squad regularly monitors at scheduled timings in different places to make the campus ragging – free. The college also has anti-sexual harassment committee to address issues if any.



[Handwritten Signature]
 PRINCIPAL
 Annamacharyas Institute o



ANNAMACHARYA INSTITUTE OF TECHNOLOGY & SCIENCES

Piglipur(V), Batasingaram(Post), Adullapurmet (M), R R Dist., Hyderabad - 501512
(Approved by A.I.C.T.E, Recognized by the Govt. of T.S., Permanent Affiliation from JNTUH, Hyderabad)
Accredited by "NAAC with "B+" Grade, Recognized by UGC Under Section 2(f) and 12(B).
Website: [www. https://aits-hyd.org/](https://aits-hyd.org/), E-mail : principalait@gmail.com , Contact No: 9848924705



Safety and Security provided for the students at AITH with CCTV surveillance


PRINCIPAL
Annamacharya Institute of
Technology & Sciences
Piglipur (V), Batasingaram (Post)
Adullapurmet (M), R.R. Dist. HYD-501 512



ANNAMACHARYA INSTITUTE OF TECHNOLOGY & SCIENCES

Piglipur(V), Batasingaram(Post), Adullapurmet (M), R R Dist., Hyderabad - 501512
 (Approved by A.I.C.T.E, Recognized by the Govt. of T.S., Permanent Affiliation from JNTUH, Hyderabad)
 Accredited by "NAAC with "B+" Grade, Recognized by UGC Under Section 2(f) and 12(B).
 Website: [www. https://aits-hyd.org/](https://aits-hyd.org/), E-mail : principalait@gmail.com , Contact No: 9848924705

FIRE EXTINGUISHERS

Fire extinguishers are available in all labs and corridors. Regular check on fire extinguishers is taken care by administration department. Mock drills are conducted at regular intervals to create awareness of fire and safety. The fire department has inspected and issued the fire safety certificate for 5 years.



Safety and Security provided in all floors at AITH in case of fire



Fire safety provided at AITH

[Handwritten Signature]
 PRINCIPAL
 Annamacharya Institute of
 Technology & Sciences
 Piglipur (V), Batasingaram (Post)
 Adullapurmet (M), R.R. Dist. HYD-501512



ANNAMACHARYA INSTITUTE OF TECHNOLOGY & SCIENCES

Piglipur(V), Batasingaram(Post), Adbullapurmet (M), R R Dist., Hyderabad - 501512
(Approved by A.I.C.T.E, Recognized by the Govt. of T.S., Permanent Affiliation from JNTUH, Hyderabad)
Accredited by "NAAC with "B+" Grade, Recognized by UGC Under Section 2(f) and 12(B).
Website: [www. https://aits-hyd.org/](https://aits-hyd.org/), E-mail : principalait@gmail.com , Contact No: 9848924705

AMBULANCE

Ambulance service is an integral part of emergency department. We have a college ambulance and drivers always available during college hours with the necessary facilities.




PRINCIPAL
Annamacharya Institute of
Technology & Sciences
Piglipur (V), Batasingaram (Post)
Abdullapurmet (M), R.R. Dist. HYD-501 525



ANNAMACHARYA INSTITUTE OF TECHNOLOGY & SCIENCES

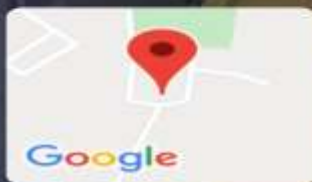
Piglipur(V), Batasingaram(Post), Adullapurmet (M), R R Dist., Hyderabad - 501512
 (Approved by A.I.C.T.E, Recognized by the Govt. of T.S., Permanent Affiliation from JNTUH, Hyderabad)
 Accredited by "NAAC with "B+" Grade, Recognized by UGC Under Section 2(f) and 12(B).
 Website: [www. https://aits-hyd.org/](https://aits-hyd.org/), E-mail : principalait@gmail.com , Contact No: 9848924705

2. Counselling

The institution provides counselors, they are available during the working hours of the Institution. A team of faculty is available for mentoring students with depression, psychological problems and even gender-related issues apart from regular academic counseling.

AITH provides academic, stress-related and personal counseling and guidance the female students, and these issues are closely monitored by mentors assigned to students (mentees).

As per the AITH guidelines, the committee members of Women development Cell aims to build a trust among women employees and girl student in campus where they can represent their grievances and ensure a healthy work culture.



Kothaguda, Telangana, India
 Unnamed Road, Telangana 501512, India
 Lat N 17° 18' 28.2204"
 Long E 78° 44' 11.8608"
 06/04/21 02:25 PM

A senior faculty Mrs. K Sandhya Rani (CSE-Dept) is counselling the students in the academic, stress related and personal problems

[Handwritten Signature]
 PRINCIPAL
 Annamacharya Institute of
 Technology & Sciences
 Piglipur (V), Batasingaram (Post)
 Adullapurmet (M), R.R. Dist. HYD-501512



ANNAMACHARYA INSTITUTE OF TECHNOLOGY & SCIENCES

Piglipur(V), Batasingaram(Post), Adullapurmet (M), R R Dist., Hyderabad - 501512
(Approved by A.I.C.T.E, Recognized by the Govt. of T.S., Permanent Affiliation from JNTUH, Hyderabad)
Accredited by "NAAC with "B+" Grade, Recognized by UGC Under Section 2(f) and 12(B).
Website: [www. https://aits-hyd.org/](https://aits-hyd.org/), E-mail : principalait@gmail.com , Contact No: 9848924705

3. Common Rooms

Separate common rooms are provided for boys and girls. Room are provided with necessary facilities like first aid box, rest room, cots, beds, mirror, chair, table, washbasin, dustbins etc. Facilities are created to cater to health and hygiene related issues typical to the gender.



Ladies Waiting Hall


PRINCIPAL
Annamacharya Institute of
Technology & Sciences
Piglipur (V), Batasingaram (Post)
Adullapurmet (M), R.R. Dist. HYD-501 512



ANNAMACHARYA INSTITUTE OF TECHNOLOGY & SCIENCES

Piglipur(V), Batasingaram(Post), Adbullapurmet (M), R R Dist., Hyderabad - 501512
 (Approved by A.I.C.T.E, Recognized by the Govt. of T.S., Permanent Affiliation from JNTUH, Hyderabad)
 Accredited by "NAAC with "B+" Grade, Recognized by UGC Under Section 2(f) and 12(B).
 Website: [www. https://aits-hyd.org/](https://aits-hyd.org/), E-mail : principalait@gmail.com , Contact No: 9848924705

4. USER FRIENDLY DIVYAANGAL:

The Institution has Disabled-Friendly, Barrier Free Environment BUILT ENVIRONMENT WITH RAMPS/ LIFTS FOR EASY ACCESS TO CLASSROOMS AITS provides barrier-free environment where people with disabilities can move about safely and freely and use the facilities within the built environment. The environment supports the independent functioning of individuals so that they can participate without assistance in everyday activities within the campus. According to the persons with disabilities act 2016, discrimination against disabilities are strictly prohibited. AITS intend to provide comprehensive and inclusive Teaching and Learning environment to students and any employees. Aiming to this, College made ramps in each block and in high building there are Lifts. All the Academic Buildings, Offices, Library, Health Centre, Activity Centre, Canteens and Sports Complex, Boards etc. are constructed complying as per the norms.

Number of Lifts with passenger capacities: -

S. No	Location	No. of Lifts	Passenger Capacity
01	A – Block	1	6
02	B – Block	1	10


 PRINCIPAL
 Annamacharya Institute of
 Technology & Sciences
 Piglipur (V), Batasingaram (Post)
 Adbullapurmet (M), R.R. Dist. HYD-501 512



ANNAMACHARYA INSTITUTE OF TECHNOLOGY & SCIENCES

Piglipur(V), Batasingaram(Post), Adbullapurmet (M), R R Dist., Hyderabad - 501512
(Approved by A.I.C.T.E, Recognized by the Govt. of T.S., Permanent Affiliation from JNTUH, Hyderabad)
Accredited by "NAAC with "B+" Grade, Recognized by UGC Under Section 2(f) and 12(B).
Website: [www. https://aits-hyd.org/](https://aits-hyd.org/), E-mail : principalait@gmail.com , Contact No: 9848924705

Elevator




PRINCIPAL
Annamacharya Institute of
Technology & Sciences
Piglipur (V), Batasingaram (Post)
Adbullapurmet (M), R.R. Dist. HYD-501 525



ANNAMACHARYA INSTITUTE OF TECHNOLOGY & SCIENCES

Piglipur(V), Batasingaram(Post), Adbullapurmet (M), R R Dist., Hyderabad - 501512
(Approved by A.I.C.T.E, Recognized by the Govt. of T.S., Permanent Affiliation from JNTUH, Hyderabad)
Accredited by "NAAC with "B+" Grade, Recognized by UGC Under Section 2(f) and 12(B).
Website: [www. https://aits-hyd.org/](https://aits-hyd.org/), E-mail : principalait@gmail.com , Contact No: 9848924705

Elevator




PRINCIPAL
Annamacharya Institute of
Technology & Sciences
Piglipur (V), Batasingaram (Post)
Adbullapurmet (M), R.R. Dist. HYD-501 512



ANNAMACHARYA INSTITUTE OF TECHNOLOGY & SCIENCES

Piglipur(V), Batasingaram(Post), Adullapurmet (M), R R Dist., Hyderabad - 501512
(Approved by A.I.C.T.E, Recognized by the Govt. of T.S., Permanent Affiliation from JNTUH, Hyderabad)
Accredited by "NAAC with "B+" Grade, Recognized by UGC Under Section 2(f) and 12(B).
Website: [www. https://aits-hyd.org/](https://aits-hyd.org/), E-mail : principalait@gmail.com , Contact No: 9848924705

Divyangan friendly path





PRINCIPAL
Annamacharya Institute of
Technology & Sciences
Piglipur (V), Batasingaram (Post)
Adullapurmet (M), R.R. Dist. HYD-501 512



ANNAMACHARYA INSTITUTE OF TECHNOLOGY & SCIENCES

Piglipur(V), Batasingaram(Post), Adullapurmet (M), R R Dist., Hyderabad - 501512
(Approved by A.I.C.T.E, Recognized by the Govt. of T.S., Permanent Affiliation from JNTUH, Hyderabad)
Accredited by "NAAC with "B+" Grade, Recognized by UGC Under Section 2(f) and 12(B).
Website: [www. https://aits-hyd.org/](https://aits-hyd.org/), E-mail : principalath@gmail.com , Contact No: 9848924705

Wheel Chair



DIVYANGJAN FRIENDLY WASHROOMS:

Annamacharya Institute of Technology and Sciences has few principles to ensure disabled friendly and barrier free environment for the class of disabled peoples to live with equal opportunities like other common peoples in the college premises.

1. AITS provides disabled friendly infrastructure like lift/ramp.
2. AITS provides disabled friendly washrooms.
3. AITS provides mechanized tools like wheel chair.
4. To make barrier free movement and to access the needed facilities freely all the necessary places provide with signage boards.


PRINCIPAL
Annamacharya Institute of
Technology & Sciences
Piglipur (V), Batasingaram (Post)
Adullapurmet (M), R.R. Dist. HYD-501 525



ANNAMACHARYA INSTITUTE OF TECHNOLOGY & SCIENCES

Piglipur(V), Batasingaram(Post), Adbullapurmet (M), R R Dist., Hyderabad - 501512
(Approved by A.I.C.T.E, Recognized by the Govt. of T.S., Permanent Affiliation from JNTUH, Hyderabad)
Accredited by "NAAC with "B+" Grade, Recognized by UGC Under Section 2(f) and 12(B).
Website: [www. https://aits-hyd.org/](https://aits-hyd.org/), E-mail : principalait@gmail.com , Contact No: 9848924705

Eco Friendly washrooms




PRINCIPAL
Annamacharya Institute of
Technology & Sciences
Piglipur (V), Batasingaram (Post)
Adbullapurmet (M), R.R. Dist. HYD-501 512



ANNAMACHARYA INSTITUTE OF TECHNOLOGY & SCIENCES

Piglipur(V), Batasingaram(Post), Adbullapurmet (M), R R Dist., Hyderabad - 501512
(Approved by A.I.C.T.E, Recognized by the Govt. of T.S., Permanent Affiliation from JNTUH, Hyderabad)
Accredited by "NAAC with "B+" Grade, Recognized by UGC Under Section 2(f) and 12(B).
Website: [www. https://aits-hyd.org/](https://aits-hyd.org/), E-mail : principalait@gmail.com , Contact No: 9848924705

6. Day care center for young children

The newly married employee, who has young children unable to continue their job due to caring person not available at home, AITH provides day care center for employee young children's and provides toys and games under supervision of a care taker and attender.



Baby care center



Baby care center at AITH to take care of Faculty children



ANNAMACHARYA INSTITUTE OF TECHNOLOGY & SCIENCES

Piglipur(V), Batasingaram(Post), Adbullapurmet (M), R R Dist., Hyderabad - 501512
 (Approved by A.I.C.T.E, Recognized by the Govt. of T.S., Permanent Affiliation from JNTUH, Hyderabad)
 Accredited by "NAAC with "B+" Grade, Recognized by UGC Under Section 2(f) and 12(B).
 Website: [www. https://aits-hyd.org/](https://aits-hyd.org/), E-mail : principalait@gmail.com , Contact No: 9848924705

6. Any other relevant information:

1. The institution provides Maternity Leave for Female Employees and Paternity Leave for Male employees as under.

1	Maternity Leave (for Female employees)	Two Weeks (12 working days)	with pay
2	Maternity Leave for Female employee	90 days or depends on recommendations of Regd. Doctor	without pay (LOPs)
3	Paternity leave for Male Employees	One week or 6 working days	with pay

To be sanctioned with the support of medical certificate that the employee belongs to 1st, 2nd, and 3rd issue.

2. Fire Safety Certificate issues by Fire Department – Telangana

PRINCIPAL
 Annamacharya Institute of
 Technology & Sciences
 Piglipur (V), Batasingaram (Post)
 Adbullapurmet (M), R.R. Dist. HYD-501 512



ANNAMACHARYA INSTITUTE OF TECHNOLOGY & SCIENCES

Piglipur(V), Batasingaram(Post), Adbullapurmet (M), R R Dist., Hyderabad - 501512
 (Approved by A.I.C.T.E, Recognized by the Govt. of T.S., Permanent Affiliation from JNTUH, Hyderabad)
 Accredited by "NAAC with "B+" Grade, Recognized by UGC Under Section 2(f) and 12(B).
 Website: www. <https://aits-hyd.org/>, E-mail : principalaith@gmail.com , Contact No: 9848924705

2. Fire Safety Certificate issues by Fire Department – Telangana

	GOVERNMENT OF TELANGANA STATE DISASTER RESPONSE & FIRE SERVICES DEPARTMENT NO OBJECTION CERTIFICATE FOR OCCUPANCY																																														
From The Director General State Disaster Response and Fire Services, Telangana, Hyderabad.	To, ANNAMACHARYA INSTITUTE OF TECHNOLOGY AND SCIENCES, SURVEY NO: 17/AA, 17/ . 17/21, SITUATED AT PIGLIPUR (VILLAGE), BATASINGARAM(POST), HAYATH NAGAR (MANDAL) R.R. DIST., T.S.,																																														
Ack. No. 113660002018 Dated: 01/03/2021																																															
Sir, Sub:	TELANGANA STATE DISASTER RESPONSE & FIRE SERVICE DEPARTMENT – Issue of No Objection Certificate for Occupancy to the Multi storeyed Building of AITS, SURVEY NO: 17/AA, 17/ ,17/21, SITUATED AT PIGLIPUR (VILLAGE), BATASINGARAM(POST), HAYATH NAGAR (MANDAL) R.R. DIST, T.S/- Piglipur/Hayathnagar/Rangareddy . Hyderabad – Regarding.																																														
Ref:	1. Acknowledgement No 113660002018 2. This Office Provisional NOC Ack/RC No. 0 dt. 3. Multi-Storeyed Building Inspection Committee Report., Hyderabad Ack. No. 113660002018 , dt. 01/03/2021 *****																																														
<p>The Multi Storeyed Building Inspection committee, vide reference cited (3) has inspected the Multi Storeyed Building of AITS, SURVEY NO: 17/AA, 17/ ,17/21, SITUATED AT PIGLIPUR (VILLAGE), BATASINGARAM(POST), HAYATH NAGAR (MANDAL) R.R. DIST, T.S/- Piglipur/Hayathnagar/Rangareddy on 01/03/2021 and submitted the following report.</p> <p>2) The builder was issued Provisional No Objection certificate vide reference cited (2) for construction of Multi Storeyed Building 1 Ground, 4 Floors, with for EDUCATIONAL B-2 All others/training institutions. Now the builder has constructed the Multi Storeyed Building with 1 Ground, 4 Floors, with a height of 20.00 Meters for EDUCATIONAL B-2 All others/training institutions Occupancy and requested for No Objection Certificate for Occupancy.</p> <p>3) Open Spaces: The builder provided the following open spaces all around the building.</p> <table border="1" style="width: 100%; border-collapse: collapse;"> <thead> <tr> <th>Sl.No</th> <th>Side</th> <th>Open space Required as per Provisional No Objection Certificate</th> <th>Open space Provided</th> </tr> </thead> <tbody> <tr> <td>a 1</td> <td>North</td> <td>7.00</td> <td>10.00</td> </tr> <tr> <td>2</td> <td>South</td> <td>7.00</td> <td>10.00</td> </tr> <tr> <td>3</td> <td>East</td> <td>7.00</td> <td>10.00</td> </tr> <tr> <td>4</td> <td>West</td> <td>7.00</td> <td>10.00</td> </tr> </tbody> </table> <p>This is not stepped type building.</p> <table border="1" style="width: 100%; border-collapse: collapse;"> <thead> <tr> <th>b</th> <th>Sl No</th> <th>Gate Width As per NBC 2016</th> <th>Required</th> <th>Provided</th> </tr> </thead> <tbody> <tr> <td></td> <td>1</td> <td>Entry gate width</td> <td>6.00</td> <td>6</td> </tr> <tr> <td></td> <td>2</td> <td>Entry Gate Head Clearance</td> <td>4.50</td> <td>6.00</td> </tr> <tr> <td></td> <td>3</td> <td>Exit Gate Width</td> <td>6.00</td> <td>6</td> </tr> <tr> <td></td> <td>4</td> <td>Exit Gate Head Clearance</td> <td>4.50</td> <td>6.00</td> </tr> </tbody> </table>			Sl.No	Side	Open space Required as per Provisional No Objection Certificate	Open space Provided	a 1	North	7.00	10.00	2	South	7.00	10.00	3	East	7.00	10.00	4	West	7.00	10.00	b	Sl No	Gate Width As per NBC 2016	Required	Provided		1	Entry gate width	6.00	6		2	Entry Gate Head Clearance	4.50	6.00		3	Exit Gate Width	6.00	6		4	Exit Gate Head Clearance	4.50	6.00
Sl.No	Side	Open space Required as per Provisional No Objection Certificate	Open space Provided																																												
a 1	North	7.00	10.00																																												
2	South	7.00	10.00																																												
3	East	7.00	10.00																																												
4	West	7.00	10.00																																												
b	Sl No	Gate Width As per NBC 2016	Required	Provided																																											
	1	Entry gate width	6.00	6																																											
	2	Entry Gate Head Clearance	4.50	6.00																																											
	3	Exit Gate Width	6.00	6																																											
	4	Exit Gate Head Clearance	4.50	6.00																																											



ANNAMACHARYA INSTITUTE OF TECHNOLOGY & SCIENCES

Piglipur(V), Batasingaram(Post), Adbullapurmet (M), R R Dist., Hyderabad - 501512
 (Approved by A.I.C.T.E, Recognized by the Govt. of T.S., Permanent Affiliation from JNTUH, Hyderabad)
 Accredited by "NAAC with "B+" Grade, Recognized by UGC Under Section 2(f) and 12(B).
 Website: www. <https://aits-hyd.org/>, E-mail : principalait@gmail.com , Contact No: 9848924705

6. Travel Distance						
Sl. No.	Item / Description				Required (Not More than in Mtrs.)	Provided
1	Farthest point (Most Remote Point) With in a storey or a mezzanine floor to the door to an Exit.				30.00	29.00
2	The Dead end of the corridor length in exit access. (6 mitrs for Educational, Institutional and Assembly, 15mitrs for other Occupancies)				6.00	4.80
7. Stair Cases (As per NBC 2016)						
Sl.no	Type of staircases	Width (In Mtrs)	No of staircases	Floors from	Floors to	
1	Internal staircases	1.80	2	Ground	Terrace	
2	External staircases	1.50	2	Ground	Terrace	
8)Means of Escape Floor Wise Details						
Sl.No	Floor type	Bull-up Area in Sq.Mtrs	Type of Occupancy	Occupant Load	Means of escape required as per table 21 of NBC	Means of escape Provided
1	Ground	1447.50	EDUCATIONAL B-2 All others/training institutions	362.00	3.62	16.00
2	1st Floor	1447.50	EDUCATIONAL B-2 All others/training institutions	362.00	3.62	6.60
3	2nd Floor	1447.50	EDUCATIONAL B-2 All others/training institutions	362.00	3.62	6.60
4	3rd Floor	1447.50	EDUCATIONAL B-2 All others/training institutions	362.00	3.62	6.60
5	4th Floor	1447.50	EDUCATIONAL B-2 All others/training institutions	362.00	3.62	6.60
9).Fire Shaft as per clause 2.24 and ANNEX E (E-2) of part 4 NBC 2016.						
Item / Description				Required	Provided	
Fire Shaft / Fire Lift				1	1	
10). Floor Wise details of Fire Fighting Installations:						
Sl.No	Floor Details	Fire Extinguisher	Hose Reel	Automatic Sprinklers System	Manually Operated Electronic Fire Alarm System	Automatic detection and alarm system
1	Ground	8.00	2.00	0.00	2.00	0.00
2	1st Floor	8.00	2.00	0.00	2.00	0.00
3	2nd Floor	8.00	2.00	0.00	2.00	0.00
4	3rd Floor	8.00	2.00	0.00	2.00	0.00
5	4th Floor	8.00	2.00	0.00	2.00	0.00
11). Fire Fighting Installations as per Table 7 of NBC 2016 .						
Fire Fighting System.					Required As per NBC	Provided
Fire Extinguishers					40.00	40
First Aid Hose Reel					10.00	10
Down Comer					2.00	2
Manually Operated Electronic Fire Alarm Systems					10.00	10
Terrace Tank over Respective Tower Terrace in Litres					25000.00	25000
Pump Capacity in LPM at the Terrace Tank Level with Minimum Pressure of 3.5 kg/cm ²					900.00	900
12). The builder has provided the following additional Fire Safety Requirements as per NBC of India 2016:						
Sl.No	Fire safety Item					



ANNAMACHARYA INSTITUTE OF TECHNOLOGY & SCIENCES

Piglipur(V), Batasingaram(Post), Adbullapurmet (M), R R Dist., Hyderabad - 501512
 (Approved by A.I.C.T.E, Recognized by the Govt. of T.S., Permanent Affiliation from JNTUH, Hyderabad)
 Accredited by "NAAC with "B+" Grade, Recognized by UGC Under Section 2(f) and 12(B).
 Website: [www. https://aits-hyd.org/](http://www.https://aits-hyd.org/), E-mail : principalath@gmail.com , Contact No: 9848924705

1.	<p>Floor Openings Fire Protection as per Clause 3.4.5.4</p> <p>a) Openings in Service ducts and shafts allowing building services like cables, Electrical wirings, Telephone cables, plumbing pipes etc., shall be protected by enclosure in the form of ducts / shaft having a fire resistant's not less than 120 min.</p> <p>b) The inspection door for electrical shafts / ducts have fire resistance rating of 120 min</p> <p>c) Medium and low voltage wiring running in shafts / ducts are armoured type or run through metal conduits.</p> <p>d) The space between the electrical cables/conduits and the walls/slabs are filled in by a fire stop material having fire resistance rating of not less than 120 min. This shall exclude requirement of fire stop sealing for low voltage services shaft. For plumbing shafts in the core of the building, with shaft door opening inside the building, the shafts shall have inspection doors having fire resistance rating not less than 30 min</p> <p>e) For plumbing shafts in the core of the building, with shaft door opening inside the building, the shafts shall have inspection doors having fire resistance rating not less than 30 min</p>
2.	<p>Vertical openings Fire Protection as per Clause- 3.4.5.6</p> <p>a) Every vertical opening between the floors of a building is suitably enclosed or protected, as necessary, to provide the following: Reasonable safety to the occupants while using the means of egress by preventing spread of fire, smoke, or fumes through vertical openings from floor to floor to allow occupants to complete their use of the means of egress. Further it shall be ensured to provide a clear height of 2 100 mm in the exit access.</p> <p>b) Limitation of damage to the building and its contents.</p>
3.	<p>Electrical Installation as per Clause – 3.4.6</p> <p>(For requirements regarding installations from the point of view of fire safety, reference may be made to good practice [4(6)] and 8. Building Services, Section 2 Electrical and Allied Installations. Of the Code.)</p> <p>a) In general, it is desirable that the wiring and cabling are with flame retardant property. Medium and low voltage wiring running in shafts and within false ceiling shall run in metal conduit. Any 230 V wiring for lighting or other services, above false ceiling, shall have 660 V grade insulation.</p> <p>b) The electric distribution cables/wiring are laid in a separate shaft. The shaft is sealed at every floor with fire stop materials having the same fire resistance as that of the floor. High, medium and low voltage wiring running in shaft and in false ceiling shall run in separate shaft/conduits.</p> <p>c) Water mains, gas pipes, telephone lines, intercom lines or any other service line shall not be laid in the duct for electrical cables; use of bus ducts/solid rising mains instead of cables is preferred.</p>
4.	<p>Emergency power for fire and life safety systems as per Clause- 3.4.6.2</p> <p>Emergency power supplying distribution system for critical requirement for functioning of fire and life safety system and equipment planned for efficient and reliable power and control supply to the following systems and equipment is provided</p> <p>a) Fire pumps.</p> <p>b) Pressurization and smoke venting; including its ancillary systems such as dampers and actuators.</p> <p>c) Fire mans lifts (including all lifts).</p> <p>d) Exit signage lighting.</p> <p>e) Emergency lighting.</p> <p>f) Fire alarm system.</p> <p>g) Public address (PA) system (relating to emergency voice evacuation and annunciation).</p> <p>h) Magnetic door hold open devices.</p> <p>i) Lighting in fire command centre and security room</p> <p>j) Power supply to these systems and equipment shall be from normal and emergency (standby generator) power sources with changeover facility. If power supply, is from HV source and HV generation, the transformer should be planned in standby capacity to ensure continuity of power to such systems.</p> <p>k) Wherever transformers are installed at higher levels in buildings and backup DG sets are of higher voltage rating, then dual redundant cables shall be taken to all transformers. The generator shall be capable of taking starting current of all the fire and life safety systems and equipment as above.</p> <p>l) The generator shall be capable of taking starting current of all the fire and life safety systems and equipment as above.</p> <p>m) Where parallel HV/LV supply from a separate substation fed from different grid is provided with appropriate transformer for emergency, the provision of generator may be waived in consultation with the Authority.</p> <p>n) The power supply to the panel/distribution board of these fire and life safety systems shall be through fire proof enclosures or circuit integrity cables or through alternate route in the adjoining fire compartment to ensure supply of power is reliable to these systems and equipment</p> <p>o) It shall be ensured that the cabling from the adjoining fire compartment is protected within the compartment of vulnerability. The location of the panel/ distribution board feeding the fire and life safety system shall be in fire safe zone ensuring supply of power to these systems. Circuits of such emergency system shall be protected</p>



ANNAMACHARYA INSTITUTE OF TECHNOLOGY & SCIENCES

Piglipur(V), Batasingaram(Post), Adullapurmet (M), R R Dist., Hyderabad - 501512
 (Approved by A.I.C.T.E, Recognized by the Govt. of T.S., Permanent Affiliation from JNTUH, Hyderabad)
 Accredited by "NAAC with "B+" Grade, Recognized by UGC Under Section 2(f) and 12(B).
 Website: [www. https://aits-hyd.org/](https://aits-hyd.org/), E-mail : principalaith@gmail.com , Contact No: 9848924705

	at origin by an automatic circuit breaker with its no-volt coil removed. Master switches controlling essential service circuits shall be clearly labeled.
	p) Cables for fire alarm and PA system shall be laid in metal conduits or armoured to provide physical segregation from the power cables
5.	Substation/Transformers fire safety as per Clause – 3.4.6.3 a) The substation area is adequately ventilated. b) An independent, ventilated or air conditioned MV panel room provided on the ground level or first basement. This room is provided with access from outside (or through exit passageway accessible from outside). The MV panel room is provided with fire resistant walls and doors of fire resistance of not less than 120 min. c) If the licensees agree to provide meters on upper floors, the licensees' cables is segregated from consumers. Cables by providing a partition in the shaft. Meter rooms on upper floors shall not open into staircase enclosures and ventilated directly to open air outside or in electrical room of 120 min fire resistant walls. d) Electrical MV main distribution panel and lift panels are provided with CO ₂ /inert gas flooding system for all panel compartments with a cylinder located beside the panel.
6.	Oil filled substation fire safety as per Clause – 3.4.6.3.1 A substation or a switch-station with oil filled equipment shall be limited to be installed in utility building or in outdoor location. Such substation/utility building shall be at least 7 m away from the adjoining building(s). Substation equipment (exceeding oil capacity of 2 000 litre) in utility building shall have fire rated baffle walls of 240 min rating constructed between such equipment, raised to at least 600 mm above the height of the equipment (including height of oil conservators) and exceeding 300 mm on each side of the equipment. All transformers where capacity exceeds 10 MVA shall be protected by high velocity water spray systems or nitrogen injection system.
7.	Dry type substation fire safety as per Clause – 3.4.6.3.2 Transformers located inside a building shall be of dry type and all substation/switch room walls, ceiling, floor, opening including doors shall have a fire resistance rating of 120 min. Access to the substation shall be provided from the nearest fire exit/exit staircase for the purpose of electrical isolation.
8.	Standby supply as per clause -3.4.6.4 a) Diesel generator set(s) shall not be installed at any floor other than ground/first basement. If the same are installed indoors, proper ventilation and exhaust shall be planned. The DG set room shall be separated by 120 min fire resistance rated walls and doors. b) The oil tank for the DG sets (if not in the base of the DG) shall be provided with a dyked enclosure having a volumetric capacity of at least 10 percent more than the volume of the oil tank. The enclosure shall be filled with sand for a height of 300 mm.
9.	Lightning protection of buildings as per clause – 3.4.6.5 Routing of down conductors (insulated or uninsulated) of lightning protection through electrical or other service shafts are not allowed as it can create fire and explosion during lightning. For details, see Part 8 .Building Services, Section 2 Electrical and Allied Installations' of the Code.
10.	Escape Lighting and Exit Signage as per Clause 3.4.7 Exit access, exits and exit discharge shall be properly identified, with adequate lighting maintained in the elements of the egress systems so that all occupants shall be able to leave the facility safely.
11.	Lighting as per Clause – 3.4.7.1 a) The exit, exit access and exit discharge systems shall be illuminated continuously. The floors of the means of egress shall be illuminated at all points, including angles and intersections, in corridors and passageways, stairwells, landings of stairwells and exit. b) Emergency lighting shall be powered from a source independent of that supplying the normal lighting. c) Escape lighting shall be capable of, i) indicating clearly and unambiguously the escape routes; ii) providing adequate illumination along such routes to allow safe movement of persons towards and through the exits; and iii) ensuring that fire alarm call points and firefighting equipment provided along the escape routes can be readily located. d) The horizontal luminance at floor level on the centreline of an escape route shall not be less than 10 lumen/m ² . In addition, for escape routes up to 2 m wide, 50 percent of the route width shall be lit to a minimum of 5 lumen/m ² . In auditoriums, theatres, concert halls and such other places of assembly, the illumination of floor exit/access may be reduced during period of performances to values not less than 2 lux. e) Required illumination shall be arranged such that the failure of any single lighting unit, such as the burning out of one luminaire, will not leave any area in darkness and does not impede the functioning of the system further. f) The emergency lighting shall be provided to be put on within 5 s of the failure of the normal lighting supply.



ANNAMACHARYA INSTITUTE OF TECHNOLOGY & SCIENCES

Piglipur(V), Batasingaram(Post), Adullapurmet (M), R R Dist., Hyderabad - 501512
 (Approved by A.I.C.T.E, Recognized by the Govt. of T.S., Permanent Affiliation from JNTUH, Hyderabad)
 Accredited by "NAAC with "B+" Grade, Recognized by UGC Under Section 2(f) and 12(B).
 Website: [www. https://aits-hyd.org/](http://www.https://aits-hyd.org/), E-mail : principalaith@gmail.com , Contact No: 9848924705

	Also, emergency lighting shall be able to maintain the required illumination level for a period of not less than 90 min in the event of failure of the normal lighting even for smaller premises.
	g) Battery pack emergency lighting, because of its limited duration and reliability, shall not be allowed to be used in lieu of a diesel engine driven emergency power supply.
	h) Escape lighting luminaires should be sited to cover the following locations:
	i) Near each intersection of corridors,
	ii) At exits and at each exit door,
	iii) Near each change of direction in the escape route,
	iv) Near each staircase so that each flight of stairs receives direct light,
	v) Near any other change of floor level,
	vi) Outside each final exit and close to it,
	vii) Near each fire alarm call point,
	viii) Near firefighting equipment, and
	ix) To illuminate exit and safety signs as required by the enforcing authority.
	i) The luminaires shall be mounted as low as possible, but at least 2 m above the floor level.
	j) Signs are required at all exits, emergency exits and escape routes, which should comply with the graphic requirements of the relevant Indian Standards.
12.	Exit passageway Provided as per clause – 3.4.7.2. (at ground) and staircase lighting is to be connected to alternative supply. The alternative source of supply may be provided by battery continuously trickle charged from the electric mains
13	Suitable arrangements as per clause – 3.4.7.3 Installation of double throw switches to ensure that the lighting installed in the staircase and the corridor does not get connected to two sources of supply simultaneously. Double throw switch shall be installed in the service room for terminating the stand-by supply.
14.	Air Conditioning, Ventilation and Smoke Control as per clause – 3.4.8 Air conditioning and ventilating systems shall be so installed and maintained as to minimise the danger of spread of fire, smoke or fumes from one floor to other or from outside to any occupied building or structure. Wherever batteries are provided, the same shall be segregated by 120 min fire rated construction. Ventilation to the room shall be provided as per manufacturer's instructions.
15.	Air handling unit as per Clause -3.4.8.2 a) From fire safety point of view, separate air handling units (AHU) for each floor shall be provided so as to avoid the hazards arising from spread of fire and smoke through the air conditioning ducts. The air ducts shall be separate from each AHU to its floor and in no way shall interconnect with the duct of any other floor. Within a floor it would be desirable to have separate air handling unit provided for each compartment. Air handling unit shall be provided with effective means for preventing circulation of smoke through the system in the case of a fire in air filters or from other sources drawn into the system, and shall have smoke sensitive devices for actuation in accordance with the accepted standard [4(8)] and control.
	b) As per Clause 3.4.8.2.2 Shafts or ducts, if penetrating multiple floors, shall be of masonry construction with fire damper in connecting ductwork or shall have fire rated ductwork with fire dampers at floor crossing. Alternatively, the duct and equipment may be installed in room having walls, doors and fire damper in duct exiting/entering the room of 120 min fire resistance rating. Such shafts and ducts shall have all passive fire control meeting 120 min fire resistance rating requirement to meet the objective of isolation of the floor from spread of fire to upper and lower floors through shaft/duct work.
	c) As per Clause 3.4.8.2.3 The air filters of the air handling units are made of non-combustible materials.
	d) Duct Work as per Clause 3.4.8.3 3.4.8.3.1 Air ducts serving main floor areas, corridors, etc, shall not pass through the exits/exit passageway/ exit enclosure. Exits and lift lobbies, etc, shall not be used as return air passage.
	e) As per Clause 3.4.8.3.2 As far as possible, metallic ducts shall be used even for the return air instead of space above the false ceiling.
	f) As per Clause 3.4.8.3.3 Wherever the ducts pass through fire walls or floors, the opening around the ducts shall be sealed with materials having fire resistance rating of the compartment. Such duct shall also be provided with fire dampers at all fire walls and floors unless such ducts are required to perform for fire safety operation; and in such case fire damper may be avoided at fire wall and floor while integrity of the duct shall be maintained with 120 min fire resistance rating to allow the emergency operations for fire safety requirements.
	g) As per Clause 3.4.8.3.4 The ducting within compartment would require minimum fire resistance rating of 30 min. Such ducting material in substantial gauge shall be in accordance with good practice [4(9)]. If such duct crosses adjacent compartment/floor and not having fire dampers in such compartment/floor, it would require fire resistance duct work rating of 120 min. The requirements of support of the duct shall meet its functional time requirement as above.
	h) As per Clause 3.4.8.3.5 The materials used for insulating the duct system (inside or outside) shall be of non-



ANNAMACHARYA INSTITUTE OF TECHNOLOGY & SCIENCES

Piglipur(V), Batasingaram(Post), Adbullapurmet (M), R R Dist., Hyderabad - 501512
 (Approved by A.I.C.T.E, Recognized by the Govt. of T.S., Permanent Affiliation from JNTUH, Hyderabad)
 Accredited by "NAAC with "B+" Grade, Recognized by UGC Under Section 2(f) and 12(B).
 Website: [www. https://aits-hyd.org/](http://www.https://aits-hyd.org/), E-mail : principalait@gmail.com , Contact No: 9848924705

	combustible type. Any such insulating material shall not be wrapped or secured by any material of combustible nature.
	i) As per Clause 3.4.8.3.6 Inspection panels shall be provided in the ductwork to facilitate the cleaning accumulated dust in ducts and to obtain access for maintenance of fire dampers.
	j) As per Clause 3.4.8.4 Fire or fire/smoke dampers 3.4.8.4.1 These dampers shall be evaluated to be located in supply air ducts, fresh air and return air ducts/ passages at the following points: i) At the fire separation wall, ii) Where ducts/passages enter the vertical shaft, iii) Where the ducts pass through floors, and iv) At the inlet of supply air duct and the return air duct of each compartment on every floor.
	k) As per Clause 3.4.8.4.2 Damper shall be of motorized type/fusible link. Damper shall be so installed to provide complete integrity of the compartment with all passive fire protection sealing. Damper should be accessible to maintain, test and also replace, if so required. Damper shall be integrated with Fire Alarm Panel and shall be sequenced to operate as per requirement and have interlocking arrangement for fire safety of the building. Manual operation facilities for damper operation shall also be provided.
16.	Glazing as per Clause –3.4.10.1 The glazing shall be in accordance with Part 6 .Structural Design, Section 8 Glass and Glazing' of the Code. The entire glazing assembly shall be rated to that type of construction as given in Table 1. This shall be applicable along with other provisions of this Part related to respective uses as specified therein. i) The use of glass shall not be permitted for enclosures of exits and exit passageway.
17.	Fire Command Centre (FCC) as per Clause- 3.4.12 a) Fire command centre shall be on the entrance floor of the building having direct access. The control room shall have the main fire alarm panel with communication system (suitable public address system) to aid floors and facilities for receiving the message from different floors. b) Fire command centre shall be constructed with 120 min rating walls with a fire door and shall be provided with emergency lighting. Interior finishes shall not use any flammable materials. All controls and monitoring of fire alarm systems, pressurization systems, smoke management systems shall happen from this room. Monitoring of integrated building management systems, CCTV's or any other critical parameters in building may also be from the same room. c) Details of all floor plans along with the details of firefighting equipment and installations (2 sets laminated and bound) shall be maintained in fire command centre. d) The fire staff in charge of the fire command centre shall be responsible for the maintenance of the various services and firefighting equipment
18.	General Exit Requirements as per clause – 4.2 4.2.3 a) Every exit, exit passageway and exit discharge shall be continuously maintained free of all obstructions or impediments to full use in the case of fire or other emergency. 4.2.7b) For non-naturally ventilated areas, fire doors with 120 min fire resistance rating shall be provided and particularly at the entrance to lift lobby and stair well where a 'funnel or flue effect' may be created, inducing an upward spread of fire, to prevent spread of fire and smoke. 4.2.9c) Doors in exits shall open in the direction of exit. In case of assembly buildings (Group D) and institutional buildings (Group C-1), exit door shall not open immediately upon a flight of stair and all such entries to the stair shall be through a landing, so that such doors do not impede movement of people descending from a higher floor when fully opened (see Fig. 4A). While for other occupancies, such doors shall not reduce the pathway in the landing by more than half the width of such staircase (see Fig. 4B). Over- head or sliding doors shall not be installed. 4.2.11d) Unless otherwise specified, all the exits and exit passageways to exit discharge shall have a clear ceiling height of at least 2.4 m. However, the height of exit door shall be at least 2.0 m (see Fig. 5). 4.2.16e) Suitable means shall be provided so that all access controlled exit doors, turnstiles, boom barriers and other such exits shall automatically operate to open mode during emergencies like fire, smoke, acts of terrorism, etc, so that people can safely and quickly egress into safe areas outside. If required, a master controlling device may be installed at a strategic location to achieve this. 4.2.17f) Penetrations into and openings through an exit are prohibited except those necessary like for the fire protection piping, ducts for pressurization and similar life safety services. Such openings as well as vertical passage of shaft through floors shall be protected by passive systems.
19.	Exit Access as per Clause – 4.4.1 a) In order to ensure that each element of the means of egress can be effectively utilized, they shall all be properly lit and marked. Lighting shall be provided with emergency power back-up in case of power failures. Also, exit signs of adequate size, marking, location, and lighting shall be provided so that all those unfamiliar with the location of the exits may safely find their way. b) Exit access to fireman's lift and refuge area on the floor shall be step free and clearly signposted with the



ANNAMACHARYA INSTITUTE OF TECHNOLOGY & SCIENCES

Piglipur(V), Batasingaram(Post), Adbullapurmet (M), R R Dist., Hyderabad - 501512
 (Approved by A.I.C.T.E, Recognized by the Govt. of T.S., Permanent Affiliation from JNTUH, Hyderabad)
 Accredited by "NAAC with "B+" Grade, Recognized by UGC Under Section 2(f) and 12(B).
 Website: www. <https://aits-hyd.org/>, E-mail : principalait@gmail.com , Contact No: 9848924705

	international symbol of accessibility.
	c) Exit access shall not pass through storage rooms, closets or spaces used for similar purpose.
20.	Smoke control of exits as per Clause – 4.4.2.5 The pressure difference for staircases shall be 50 Pa. Pressure differences for lobbies (or corridors) shall be between 25 Pa and 30 Pa. Further, the pressure differential for enclosed staircase adjacent to such lobby (or corridors) shall be 50 Pa. For enclosed staircases adjacent to non-pressurized lobby (or corridors), the pressure differential shall be 50 Pa.
21.	The normal air conditioning system and the pressurization system shall be designed and interfaced to meet the requirements of emergency services. When the emergency pressurization is brought into action, the following changes in the normal air conditioning system shall be effected: a) Any re-circulation of air shall be stopped and all exhaust air vented to atmosphere. b) Any air supply to the spaces/areas other than exits shall be stopped. c) The exhaust system may be continued provided, i) The positions of the extraction grills permit a general air flow away from the means of egress; ii) The construction of the ductwork and fans is such that, it will not be rendered inoperable by hot gases and smoke; and iii) There is no danger of spread of smoke to other floors by the path of the extraction system which can be ensured by keeping the extraction fans running.
22.	For pressurized stair enclosure systems, the activation of the systems shall be initiated by signalling from fire alarm panel.
23.	Pressurization system shall be integrated and supervised with the automatic/manual fire alarm system for actuation
24.	Wherever pressurized staircase is to be connected to unpressurized area, the two areas shall be segregated by 120 min fire resistant wall.
25.	Fresh air intake for pressurization shall be away (at least 4 m) from any of the exhaust outlets/grille.
26.	Smoke Control as per clause – 4.6 a) Smoke Exhaust and Pressurization of Areas Above Ground Corridors in exit access (exit access corridor) are created for meeting the requirement of use, privacy and layout in various occupancies. These are most often noted in hospitality, health care occupancies and sleeping accommodations. b) Exit access corridors of guest rooms and indoor patient department/areas having patients lacking self preservation and for sleeping accommodations such as apartments, custodial, penal and mental institutions, etc, shall be provided with 60 min fire resistant wall and 20 min self-closing fire doors along with all fire stop sealing of penetrations. c) Smoke exhaust system having make-up air and exhaust air system or alternatively pressurization system with supply air system for these exit access corridors shall be required. d) Smoke exhaust system having make-up air and exhaust air system shall also be required for theatres/auditoria. Such smoke exhaust system shall also be required for large lobbies and which have exit through staircase leading to exit discharge. This would enable eased exit of people through smoke controlled area to exit discharge. e) All exit passageway (from exit to exit discharge) shall be pressurized or naturally ventilated. The mechanical pressurization system shall be automatic in action with manual controls in addition. All such exit passageway shall be maintained with integrity for safe means of egress and evacuation. Doors provided in such exit passageway shall be fire rated doors of 120 min rating. f) Smoke exhaust system where provided, for above areas and occupancies shall have a minimum of 12 air changes per hour smoke exhaust mechanism. Pressurization system where provided shall have a minimum pressure differential of 25-30 Pa in relationship to other areas. g) The smoke exhaust fans in the mechanical ventilation system shall be fire rated, that is, 250°C for 120 min. For naturally cross-ventilated corridors or corridors with operable windows, such smoke exhaust system or pressurization system will not be required.
27.	Smoke Exhaust and Pressurization of Areas Below Ground as per clause – 4.6.2 a) Each basement shall be separately ventilated. Vents with cross-sectional area (aggregate) not less than 2.5 percent of the floor area spread evenly round the perimeter of the basement shall be provided in the form of grills, or breakable stall board lights or pavement lights or by way of shafts. b) Alternatively, a system of mechanical ventilation system may be provided with following requirements: c) Mechanical ventilation system shall be designed to permit 12 air changes per hour in case of fire or distress call. However, for be as given in Part 8 Building Services, Section 3 Air conditioning Heating and Mechanical Ventilation of the Code. d) In multi-level basements, independent air intake and smoke exhaust shafts (masonry or reinforced concrete) for respective basement levels and compartments therein shall be planned with its make-up air and exhaust air fans located on the respective level and in the respective compartment. Alternatively, in multi-level basements, common intake masonry (or reinforced cement concrete) shaft may serve respective compartments aligned at all



ANNAMACHARYA INSTITUTE OF TECHNOLOGY & SCIENCES

Piglipur(V), Batasingaram(Post), Adbullapurmet (M), R R Dist., Hyderabad - 501512
 (Approved by A.I.C.T.E, Recognized by the Govt. of T.S., Permanent Affiliation from JNTUH, Hyderabad)
 Accredited by "NAAC with "B+" Grade, Recognized by UGC Under Section 2(f) and 12(B).
 Website: [www. https://aits-hyd.org/](http://www.https://aits-hyd.org/), E-mail : principalaith@gmail.com , Contact No: 9848924705

	<p>basement levels. Similarly, common smoke exhaust/outlet masonry (or reinforced cement concrete) shafts may also be planned to serve such compartments at all basement levels. All supply air and exhaust air fans on respective levels shall be installed in fire resisting room of 120 min. Exhaust fans at the respective levels shall be provided with back draft damper connection to the common smoke exhaust shaft ensuring complete isolation and compartmentation of floor isolation to eliminate spread of fire and smoke to the other compartments/floors.</p> <p>e) Due consideration shall be taken for ensuring proper drainage of such shafts to avoid insanitation condition. Inlets and extracts may be terminated at ground level with stall board or pavement lights as before. Stall board and pavement lights should be in positions easily accessible to the fire brigade and clearly marked AIR INLET or SMOKE OUTLET with an indication of area served at or near the opening.</p> <p>f) Smoke from any fire in the basement shall not obstruct any exit serving the ground and upper floors of the building.</p> <p>g) The smoke exhaust fans in the mechanical ventilation system shall be fire rated, that is, 250°C for 120 min.</p> <p>h) The smoke ventilation of the basement car parking areas shall be through provision of supply and exhaust air ducts duly installed with its supports and connected to supply air and exhaust fans. Alternatively, a system of impulse fans (jet fans) may be used for meeting the requirement of smoke ventilation complying with the following:</p> <p>i) Structural aspects of beams and other down stands/services shall be taken care of in the planning and provision of the jet fans.</p> <p>ii) Fans shall be fire rated, that is, 250°C for 120 min.</p> <p>iii) Fans shall be adequately supported to enable operations for the duration as above.</p> <p>iv) Power supply panels for the fans shall be located in fire safe zone to ensure continuity of power supply.</p> <p>v) Power supply cabling shall meet circuit integrity requirement in accordance with accepted standard [4(13)].</p> <p>i) The smoke extraction system shall operate on actuation of flow switch actuation of sprinkler system. In addition, a local and/or remote 'manual start-stop control/switch' shall be provided for operations by the fire fighters.</p> <p>j) Visual indication of the operation status of the fans shall also be provided with the remote control.</p> <p>k) No system relating to smoke ventilation shall be allowed to interface or cross the transformer area, electrical switchboard, electrical rooms or exits.</p> <p>l) Smoke exhaust system having make-up air and exhaust air system for areas other than car parking shall be required for common areas and exit access corridor in basements/underground structures and shall be completely separate and independent of car parking areas and other mechanical areas.</p> <p>m) Supply air shall not be less than 5 m from any exhaust discharge openings.</p>
28.	<p>Fire Drills and Fire Orders are ensured as per clause – 4.11 Provided Fire notices/orders shall be prepared to fulfil the requirements of firefighting and evacuation from the buildings in the event of fire and other emergency. The occupants shall be made thoroughly conversant with their action in the event of emergency, by displaying fire notices at vantage points and also through regular training. Such notices should be displayed prominently in bold lettering. For guidelines for fire drills and evacuation procedures for high rise buildings, see Annex D.</p>
29.	<p>Fire Extinguishers/Fixed Firefighting Installations as per clause – 5.1 5.1.1 All buildings depending upon the occupancy use and height shall be protected by fire extinguishers, hose reels, wet riser, down-comer, yard hydrants, automatic sprinkler installation, deluge system, high/medium velocity water spray, foam, water mist systems, gaseous or dry powder system, manual/automatic fire alarm system, etc, in accordance with the provisions of various clauses given below, as applicable:</p> <p>a) These fire extinguishing equipment and their installation shall be in accordance with accepted standards [4(17)]. The extinguishers shall be mounted at a convenient height to enable its quick access and efficient use by all in the event of a fire incidence. The requirements of fire extinguishers/yard hydrant systems/wet riser/down-comer installation and capacity of water storage tanks and fire pumps, etc, shall be as specified in Table 7. The requirements regarding size of mains/risers shall be as given in Table 8. The typical arrangements of down-comer and wet riser installations are shown in Fig. 13. The wet riser shall be designed for zonal distribution ensuring that unduly high pressures are not developed in risers and hose-pipes.</p> <p>b) First-aid firefighting appliances shall be provided and installed in accordance with good practice [4(18)]. The firefighting equipment and accessories to be installed in buildings for use in firefighting shall also be in accordance with the accepted standard [4(17)] and shall be maintained periodically so as to ensure their perfect serviceability at all times.</p> <p>c) Valves in fixed firefighting installations shall have supervisory switch with its signalling to fire alarm panel or to have chain(s), pad lock(s), label and tamper-proof security tag(s) with serial number to prevent tampering/unauthorized operation. These valves shall be kept in their intended open position.</p> <p>d) In addition to wet riser or down-comer, first-aid hose reels shall be installed in buildings (where required under Table 7) on all the floors, in accordance with accepted standard [4(19)]. The first-aid hose reel shall be connected directly to the riser/down-comer main and diameter of the hose reel shall not be less than 19 mm.</p>



ANNAMACHARYA INSTITUTE OF TECHNOLOGY & SCIENCES

Piglipur(V), Batasingaram(Post), Adullapurmet (M), R R Dist., Hyderabad - 501512
 (Approved by A.I.C.T.E, Recognized by the Govt. of T.S., Permanent Affiliation from JNTUH, Hyderabad)
 Accredited by "NAAC with "B+" Grade, Recognized by UGC Under Section 2(f) and 12(B).
 Website: [www. https://aits-hyd.org/](http://www.https://aits-hyd.org/), E-mail : principalaith@gmail.com , Contact No: 9848924705

	e) Wet risers shall be interconnected at terrace level to form a ring and cut-off shall be provided for each connection to enable repair/ maintenance without affecting rest of the system.
	f) Pressure at the hydraulically remote hydrant and at the highest hydrant shall not be less than 3.5 bar. The pressure at the hydrants shall however not exceed 7.0 bar, considering the safety of operators. It may be planned to provide orifice plates for landing valves to control pressure to desired limit especially at lower levels; this could also be achieved through other suitable means of pressure reducing devices such as pressure controlled hydrant valves.
	g) Hydrants for firefighting and hose reels shall be located in the lobby in firefighting shaft. Those hydrants planned to be provided near fire exit staircase on the floor shall be within 5 m from exit door in exit access. Such hydrant cabinet may finish with doors to meet interior finishes with requirement of glass panel to provide visibility to the installations inside and inscribed with the word: FIRE HOSE CABINET of letter size 75 mm in height and 12 mm in width. Such door of the fire hose cabinet need not be fire resistant rated. The location of such cabinets shall be shown on floor plan and duly displayed in the landing of the respective fire exit staircase.
30.	Static water storage tanks as per clause – 5.1.2.1 a) firefighting shall always be available in the form of underground/terrace level static storage tank with capacity specified for each building with arrangements or replenishment. b) Water for the hydrant services shall be stored in an easily accessible surface/underground lined reservoir or above ground tanks of steel, concrete or masonry. The effective capacity of the reservoir above the top of the pump casing (flooded suction) for various types of occupancies shall be as indicated in Table 7. c) Water for firefighting shall be stored in two or more interconnected compartments of equal size to facilitate cleaning and maintenance of the tanks without interrupting the water availability for firefighting. d) To prevent stagnation of water in the static water storage tank, the suction tank of the domestic water supply shall be fed only through an overflow arrangement from the fire water storage tanks to maintain the level therein at the minimum specified capacity. e) Alternatively, domestic and fire water can be stored in two interconnected compartments as mentioned above. The suction inlet(s) for the domestic water pumps shall be so located at an elevation that minimum water requirements for firefighting as stated in Table 7 will be always available for fire pumps. f) The static storage water supply required for the above mentioned purpose shall entirely be accessible to the fire engines of the local fire service. Suitable number of manholes shall be provided for inspection, repairs, insertion of suction hose, etc. As an alternative to the arrangement of manholes to allow access from the top, suitable arrangement to enable efficient access to the tank by the firemen from the adjoining fire pump room having direct access from the ground level, shall be made. The underground fire water storage tank(s) shall not be more than 7 m in depth from the level having fire brigade draw-out connection, while the draw-out connection shall not be more than 5 m away from the tank wall. g) The covering slab shall be able to withstand a total vehicular load of 45 t (or as applicable) equally divided as a four-point load when the slab forms a part of pathway/driveway. h) The static water storage tank shall be provided with a fire brigade collecting head with 4 number 63 mm diameter (2 number 63 mm diameter for pump with capacity 1 400 litre/min) instantaneous male inlets arranged in a valve box at a suitable point at street level. i) The same shall be connected to the static tank by a suitable fixed galvanized iron pipe not less than 150 mm in diameter to discharge water into the tank when required at the rate of 2 250 litre/min, if tank is in the basement or not approachable for the fire engines. j) Each of the static water storage tanks shall also be provided with a fire brigade draw out collecting head with 63 mm diameter instantaneous male draw out arranged in a valve box at a suitable point at street level. This draw out shall be connected to galvanized iron pipe of 100 mm diameter with foot valve arrangement in the tank.
31.	Firefighting pump house as per clause 5.1.2.2 The requirements shall be as given below: a) It is preferable to install the pump house at ground level. Pump house shall be situated so as to be directly accessible from the surrounding ground level. b) Pump house shall be installed not lower than the second basement. When installed in the basement, staircase with direct accessibility (or through enclosed passageway with 120 min fire rating) from the ground, shall be provided. Access to the pump room shall not require to negotiate through other occupancies within the basement. c) Pump house shall be separated by fire walls all around and doors shall be protected by fire doors (120 min rating). d) Pump house shall be well ventilated and due care shall be taken to avoid water stagnation. e) No other utility equipment shall be installed inside fire pump room. f) Insertions like flexible couplings, bellows, etc, in the suction and delivery piping shall be suitably planned and installed. g) Installation of negative suction arrangement and submersible pumps shall not be allowed. h) Pump house shall be sufficiently large to accommodate all pumps, and their accessories like PRVs,



ANNAMACHARYA INSTITUTE OF TECHNOLOGY & SCIENCES

Piglipur(V), Batasingaram(Post), Adbullapurmet (M), R R Dist., Hyderabad - 501512
 (Approved by A.I.C.T.E, Recognized by the Govt. of T.S., Permanent Affiliation from JNTUH, Hyderabad)
 Accredited by "NAAC with "B+" Grade, Recognized by UGC Under Section 2(f) and 12(B).
 Website: [www. https://aits-hyd.org/](https://aits-hyd.org/), E-mail : principalaith@gmail.com , Contact No: 9848924705

	installation control valve, valves, diesel tank and electrical panel.
	i) Battery of diesel engine operated fire pump shall have separate charger from emergency power supply circuit.
	j) Exhaust pipe of diesel engine shall be insulated as per best engineering practice and taken to a safe location at ground level, considering the back pressure.
	k) Fire pumps shall be provided with soft starter or variable frequency drive starter.
	Automatic Sprinkler Installation as per clause – 5.1.3 The requirements shall be as given below:
32.	a) Automatic sprinklers shall be installed wherever required in terms of Table 7 throughout the building in accordance with good practice [4(20)].
	b) If selective sprinklering is adopted, there is a real danger of a fire starting in one of the unsprinklered area gathering momentum spreading to other areas and reaching the sprinklered areas as a fully developed fire. In such an event, the sprinklers can be rendered useless or ineffective.
	c) Automatic sprinklers shall be installed in false ceiling voids exceeding 800 mm in height.
	d) Installation of sprinklers may be excluded in any area to be used for substation and DG set.
	e) In areas having height 17 m or above such as in atria, sprinkler installations may be rendered ineffective and hence may be avoided.
	f) Pressure in sprinkler system shall not exceed 12 bar or else high pressure sprinkler to be installed for above 12 bar operations.
	g) The maximum floor area on any one floor to be protected by sprinklers supplied by any one sprinkler system riser from an installation control valve shall be based on system protection area limitations considering maximum floor area on any one floor to be 4 500 m ² for all occupancies except industrial and hazardous occupancies, where Authorities shall be consulted for advice based on type and nature of risk.
	h) Sprinkler installation control valves, shall be installed inside the fire pump room.
	i) For industrial buildings, such installation control valves may be installed outside the building and Authorities shall be consulted in situations where it is not possible to locate them inside the buildings. It is advisable to provide electrically operated siren for each valve outside the buildings in addition to water gongs in such case.
	j) The sprinkler flow switches provided shall be monitored by fire alarm panel.
	k) It is essential to make provisions for avoiding water from sprinkler/hydrant operation entering lifts and electrical rooms.
	l) Ramps at all levels shall be protected with sprinklers.
33.	Automatic High Velocity and Medium Velocity Water Spray Systems as per clause 5.1.4 Automatic high velocity water spray or emulsifying system shall be provided for protection of outdoor and/ or indoor oil-cooled transformers as applicable in accordance with good practice [4(21)] where applicable (see Annex E). Also, medium velocity water spray system shall be provided for tankage (where applicable), conveyors, cable galleries and other occupancies listed in good practice [4(21)].
	Fire Fighting shaft as per E-2 of Annexure E of part 4 NBC of India 2016 EGRESS AND EVACUATION STRATEGY
34.	a) One firefighting shaft shall be planned for each residential building/tower, in an educational building/ block, and for each compartment of institutional, assembly, business and mercantile occupancy types. For other occupancy types, requirement of fire fighting shaft shall be ascertained in consultation with the local fire authority. The firefighting shaft shall necessarily have connectivity directly to exit discharge or through exit passageway (having 120 min fire resistance walls) to exit discharge.
	b) Staircase and fire lift lobby of a firefighting shaft shall be smoke controlled as per 4.4.2.5 and Table 6.
	c) It is recommended that the pressurization requirement for staircase in firefighting shaft and for other fire exit staircases in buildings greater than 60 m in height be evaluated to limit the force required to operate the door assembly (in the direction of door opening) to not more than 133 N to set the door leaf in motion. The aspect of pressurization, door area/width and door closure shall be planned in consideration to the above.
35.	E-2 EGRESS AND EVACUATION STRATEGY The firefighting shafts have connectivity directly to exit discharge or through exit passageway (having 120 min fire resistance walls) to exit discharge.
36.	Smoke control as per clause 4.4.2.5 Staircase and fire lift lobby of a firefighting shaft shall be smoke controlled as per 4.4.2.5 and Table 6. The pressurization requirement for staircase in firefighting shaft and for other fire exit staircases in buildings greater than 60 m in height be evaluated to limit the force required to operate the door assembly (in the direction of door opening) to not more than 133 N to set the door leaf in motion. The aspect of pressurization, door area/width and door closure shall be planned in consideration to the above.
37.	FIRE SAFETY REQUIREMENTS FOR LIFTS as per clause E-3 of Annexure E of part – 4 NBC of India 2016
38.	E-4 HORIZONTAL EXITS/REFUGE AREA Horizontal exits are through a fire door of 120 min rating in a fire resistant wall High rise apartment buildings with apartments having balcony, need not to be provided with refuge area; however apartment buildings without balcony shall provide refuge area as given above. Refuge areas for apartment buildings of height above 60 m while having balconies shall be provided at 60 m and thereafter at every 30 m. The refuge area shall be an area equivalent to 0.3 m ² per person for accommodating



ANNAMACHARYA INSTITUTE OF TECHNOLOGY & SCIENCES

Piglipur(V), Batasingaram(Post), Adbullapurmet (M), R R Dist., Hyderabad - 501512
 (Approved by A.I.C.T.E, Recognized by the Govt. of T.S., Permanent Affiliation from JNTUH, Hyderabad)
 Accredited by "NAAC with "B+" Grade, Recognized by UGC Under Section 2(f) and 12(B).
 Website: www. <https://aits-hyd.org/>, E-mail : principalaith@gmail.com , Contact No: 9848924705

	occupants of two consecutive floors, where occupant load shall be derived on basis of 12.5 m ² of gross floor area and additionally 0.9 m ² for accommodating wheel chair requirement or shall be 15 m ² , whichever is higher.		
39.	E-5 ELECTRICAL SERVICES a) The specific requirements for electrical installations in multi-storeyed buildings given in Part 8 Building Services, Section 2 Electrical and Allied Installations of the Code and Section 7 of National Electrical Code 2011 to be complied. b) Wherever transformers are planned at higher floors, the HT cables shall be routed through a separate shaft having its own fire resistance rating of 120 min. Wherever HT generators are planned centrally at ground or first basement level, redundant transformers and HT cables shall be planned for buildings above 60 m in height.		
40.	The builder submitted the compliance certificate by the respective technical consultant, Architect, structural, Electrical, HVAC Engineers and fire safety consultants.		
41.	3.4.10.2 Glass facade shall be in accordance with the following: a) For fully sprinklered buildings having fire separation of 9 m or more, tempered glass in a non-combustible assembly, with ability to hold the glass in place, shall be provided. It shall be ensured that sprinklers are located within 600 mm of the glass facade providing full coverage to the glass. NOTE . In case of all other buildings, fire resistance rating of glass facade shall be in accordance with Table 1. b) All gaps between floor-slabs and façade assembly shall be sealed at all levels by approved fire resistant sealant material of equal fire rating as that of floor slab to prevent fire and smoke propagation from one floor to another. c) Openable panels shall be provided on each floor and shall be spaced not more than 10 m apart measured along the external wall from centre-to-centre of the access openings. Such openings shall be operable at a height between 1.2 m and 1.5 m from the floor, and shall be in the form of openable panels (fire access panels) of size not less than 1 000 mm × 1 000 mm opening outwards. The wordings, FIRE OPENABLE PANEL. OPEN IN CASE OF FIRE, DO NOT OBSTRUCT. of at least 25 mm letter height shall be marked on the internal side. Such panels shall be suitably distributed on each floor based on occupant Concentration. These shall not be limited to cubicle areas and shall be also located in common areas/corridors to facilitate access by the building occupants and fire personnel for smoke exhaust in times of distress.		
42.	ATRIUM Fire safety as per Annexure-F (Clause-6) of part – 4 NBC of India 2016		
43.	Compartmentation as per clause - 4.5 4.5.2 All floors shall be compartmented/zoned with area of each compartment being not more than 750 m ² . The maximum size of the compartment shall be as follows, in case of sprinklered basement/building:		
	Sl. No	Use	Compartment-ation Area m ²
	6	Business buildings	3000
13) In view of the above and as per recommendations of the multistoried building inspection Committee, the No Objection Certificate for Occupancy is issued to Multi Storied Building AITS,SURVEY NO: 17/AA, 17/ ,17/21, SITUATED AT PIGLIPUR (VILLAGE), BATASINGARAM(POST), HAYATH NAGAR (MANDAL) R.R. DIST, T.S/-Piglipur/Hayathnagar/Rangareddy with a height of 20.00 Meters for EDUCATIONAL B-2 All others/training institutions Occupancy subject to the following conditions,which also include the responsibilities of the Builder ,Management Body of the building, Occupants and fire and security personnel.			
Sl No	Builder and Management Body	Occupant	Management Body and fire and security personnel
1	-a) All the fire protection arrangements shall be maintained in good condition as seen during inspection. -b) Do's and Don'ts in case of fire shall be prominently displayed in entire building	All the escape/exit roots shall not be kept locked/blocked or encroached	All the occupants must know the correct method of operation of the fire fighting systems installed.
2	Any loss of life or property due to non-functioning of fire safety measures and other installations shall be the responsibility of the management.	All occupants shall be trained to operate the fire safety equipment during emergency.	Mock drills should be conducted once in 3 months for initial two years. Thereafter, once in every 6 months.
3	Addition / alteration, if any in the building may be verified by building	Mock drills should be conducted once in 3 months	All security personnel shall be trained to operate the fire safety equipment during



ANNAMACHARYA INSTITUTE OF TECHNOLOGY & SCIENCES

Piglipur(V), Batasingaram(Post), Adbullapurmet (M), R R Dist., Hyderabad - 501512
 (Approved by A.I.C.T.E, Recognized by the Govt. of T.S., Permanent Affiliation from JNTUH, Hyderabad)
 Accredited by "NAAC with "B+" Grade, Recognized by UGC Under Section 2(f) and 12(B).
 Website: [www. https://aits-hyd.org/](https://aits-hyd.org/), E-mail : principalath@gmail.com , Contact No: 9848924705

authority.	for initial two years. Thereafter, once in every 6 months.	emergency and guiding the occupants in safe evacuation. Call the fire Brigade by dialing 101.
4 This No objection Certificate for occupancy is valid for five year from the date of issue of this letter.	Raise the alarm if the fire cannot be controlled, evacuate the area completely at once from the nearest safe exit.	Attack the fire using available fire equipment only if you feel capable of controlling it. If not, take all steps to isolate the area by closing doors and windows.
14. Additional Fire Safety Measures Recommended by the Department: 0 This No Objection Certificate for Occupancy is valid for Five years from the date of issue of this letter. It is the responsibility of the builder to apply for renewal NOC, duly remitting the user charges as per G.O. Ms. No. 71, Home (Prison – A) Department, dated 01-04-2010, two months before expiry of this No Objection Certificate.		
Copies to: i) The Management ii) Multistoried Building Inspection Committee		Yours Sincerely, Director General of State Disaster Response & Fire Services Telangana, Hyderabad
"THIS IS COMPUTER GENERATED DOCUMENT AND DO NOT REQUIRE ANY STAMP OR SIGNATURE"		